

ChatGPT Prompts

Complete Collection



INSPIRE • EXPLORE • CREATE • ACHIEVE

Table of Contents

Fun Prompts (4)

- | | |
|--|---------------------------------------|
| 1. Funny Cartoon Style Image Creation Prompt | 2. Funny Roast Me Prompt for ChatGPT |
| 3. Funny Short Story Writing Prompt | 4. Hilarious Jokes Prompt for ChatGPT |

Image Prompts (27)

- | | |
|--|---|
| 5. Best ChatGPT Cyberpunk Prompt (Try this) | 6. Best Magazine Cover ChatGPT Prompt (Tested) |
| 7. Best Prompt for Creating a Professional Headshot with ChatGPT | 8. Best Prompt to Create Stunning Logos With ChatGPT (Examples) |
| 9. Blueprint Design Prompt Generator | 10. ChatGPT Prompt To Cartoonify an Image (Verified) |
| 11. ChatGPT Prompt to Remove Background from Images | 12. Convert Image to Origami Style: AI Art Transformation |
| 13. Create a 90s Video Game Character Image With AI | 14. Create a Ghibli Style Image with AI |
| 15. Create Puppet Style Images With ChatGPT | 16. Create Vintage Style Images ChatGPT |
| 17. Generate High-Quality Texture Images With ChatGPT (Prompt) | 18. How to Create a 3D Drawing With ChatGPT |
| 19. How to Create Japan Anime Style Photos With ChatGPT | 20. How to Create Muppet-Themed Images With ChatGPT Prompts |
| 21. How to Create Professional Banner Ads With ChatGPT | 22. How to Create Professional Product Images With ChatGPT (Prompt) |
| 23. How to Make an Oil Painting With ChatGPT (Prompt) | 24. How to Make Movie Posters with ChatGPT (Prompt) |
| 25. How to Make Your Own AI-Generated Action Figure | 26. How to Transform Any Image to Ghibli Style Using ChatGPT |
| 27. Needle Felted Sculpture ChatGPT Prompt | 28. Prompt to Create a Watercolor Painting Image in ChatGPT |
| 29. Prompt to Create Lego Style Images With ChatGPT | 30. Prompt to Create Photorealistic Images in ChatGPT |

31. Simpsons Style ChatGPT Image Prompt

Marketing Prompts (5)

32. Effective Cold Outreach Marketing Prompt for Lead Generation

34. Facebook Ads Campaign Strategy ChatGPT Prompt

36. Newsletter Marketing Prompt Generator

33. Email Marketing Funnel Creation Prompt for ChatGPT

35. Landing Page Copywriting Prompt for Marketers

Resume Prompts (4)

37. ChatGPT Prompt to Tailor Resume to Job Description

39. Cover Letter ChatGPT Prompt for Your Resume

38. ChatGPT Resume Prompt for Freshers

40. Federal Resume Builder ChatGPT Prompt

SEO Prompts (9)

41. Effective Internal Linking Strategy Prompt for SEO

43. Meta Description Generator: SEO-Friendly Prompt for ChatGPT

45. SEO Content Gap Analysis Prompt

47. SEO Product Description Keyword Extractor Prompt

49. Understanding Search Intent: ChatGPT Prompt

42. Find Long-Tail Keywords for SEO: ChatGPT Prompt

44. SEO Blog Post Title Ideas Generator Prompt

46. SEO Keyword Research ChatGPT Prompt

48. SEO Prompt: Find Popular Questions for Topics

Writing Prompts (10)

50. Academic Writing Prompt: Improve Your Research Papers with ChatGPT

52. AI-Powered Novel Writing Assistant Prompt

54. Creative Writing Ideas and Prompts for Inspiration

56. Fantasy Story Generator: Instantly Create Your Own Magical Tale

58. How to Remove Em Dashes in ChatGPT (2 Easy Methods)

51. AI Letter Writing Prompt: Write Letters with ChatGPT

53. Creative Narrative Storytelling Prompt

55. Essay Writing ChatGPT Prompt: Tips and Techniques

57. How to Humanize AI Writing: ChatGPT Prompt

59. Short Story Writing Prompt: Generate Creative Short Stories



Fun Prompts

4 prompts

1. Funny Cartoon Style Image Creation Prompt

Generate a hilarious cartoon-style image with this creative prompt—perfect for sparking laughter and unleashing your artistic imagination!

PROMPT OUTCOME **CHATGPT** **VERIFIED**



ChatGPT Prompt

You are an expert cartoon illustrator. Please generate a high-resolution, humorous cartoon-style image. The image should feature exaggerated, playful character expressions and vibrant, bold colors, embodying a lighthearted and whimsical mood. Focus on clear, dynamic line work and classic cartoon proportions. Ensure the scene is amusing and suitable for a general audience. Please provide a detailed description of the setting, characters, and any notable comedic elements present in the image.

How To Use This Prompt

1. Copy the entire cartoon illustration prompt provided above.
2. Open ChatGPT and select the GPT-4 or image generation model (if available).
3. Paste the prompt directly into the chat input box.
4. If you want a cartoon about a specific topic or theme, add your idea after the prompt (for example: "Make the scene about a cat baking cookies").
5. Send your message and wait for ChatGPT to reply with a detailed cartoon description.

6. Use the description as inspiration for your own drawing, or enter it into an AI image generator if you want an actual image.

2. Funny Roast Me Prompt for ChatGPT

Get hilarious, witty roasts with this fun ChatGPT prompt! Challenge the AI to roast you and enjoy clever, lighthearted banter.

PROMPT OUTCOME **CHATGPT** **VERIFIED**

Absolutely! You've just summoned the Roastmaster General of Workplace-Worthy Wit. 🔥

Before I unleash the roast, let's warm up the stage with a short intro:

"Some people walk into a room and light it up. Others bring spreadsheets, project timelines, and a polite email follow-up — and still somehow become *legends*."

Now, to tailor this properly — give me a few details about yourself:

- Your job or role (or what you *think* your job is 😊)
- A personality trait or quirk (e.g., "I'm super organized," "I always forget my passwords")
- A hobby or passion
- Anything funny you've been teased about before (optional)

Once I have that, I'll cook up a roast so good it'll make Gordon Ramsay proud — but without the yelling. Ready when you are!

ChatGPT Prompt

You are an expert comedian renowned for your clever and witty roasts, always maintaining a tone that is light-hearted, respectful, and professional. I would like you to provide a humorous roast based on the information I share about myself. Your roast should be creative, intelligent, and tailored to the details I provide, ensuring it remains appropriate for a professional environment. Please avoid any offensive or overly personal remarks. Begin your response with a short, witty introduction, followed by your roast. Ask me for additional details if you require more context to enhance the humor.

How To Use This Prompt

Start by copying the entire prompt into ChatGPT.

Introduce yourself with a brief description that includes a few fun facts or details about your personality, interests, job, or hobbies.

If you want a specific topic roasted (like your job, a recent event, or a unique trait), mention that in your message.

Be honest and share only information you're comfortable with—remember, the roast will be light-hearted and professional.

After you get your roast, feel free to provide more details or clarify anything if you want an even more personalized response!

3. Funny Short Story Writing Prompt

Spark your creativity with a funny short story prompt! Get inspired to write funny tales that will make everyone laugh out loud.

PROMPT OUTCOME **CHATGPT** **VERIFIED**

Title: The Great Grocery Cart Conspiracy

Janet knew something was off the moment her shopping cart started squeaking in Morse code.

She glanced down at the wheel as it tapped out a rhythm eerily close to "SOS." Normally, she would have swapped carts, but her toddler was already buckled in, holding a banana like a scepter and declaring himself King of Aisle 3.

"Don't be silly," Janet muttered to herself. "Carts can't send distress signals."

"Some do," came a voice from behind the cereal display.

She turned to see a man in a trench coat two sizes too big and sunglasses too small for his face. He was pushing a cart filled with nothing but canned sardines and a single onion.

"I'm Rick. Independent cart theorist," he said, tipping an imaginary hat. "You've got one of *them*, haven't you?"

"One of what?" Janet asked, eyeing the exit.

ChatGPT Prompt

You are an accomplished comedic writer tasked with crafting a humorous short story. Please follow these guidelines:

1. Length: Write a story between 300 and 500 words.
2. Characters: Create at least two original characters with distinct personalities.
3. Setting: Choose an everyday setting (e.g., an office, a grocery store, a family dinner) and introduce an unexpected or absurd twist.
4. Humor: Employ witty dialogue, situational irony, or clever wordplay to enhance the comedic effect. Avoid offensive or inappropriate humor.
5. Structure: Ensure the story has a clear beginning, middle, and end, with a resolution that ties back to the central comedic premise.

6. Tone: Maintain a lighthearted and engaging narrative style.

Begin your story with an attention-grabbing opening sentence.

How To Use This Prompt

Copy and paste the entire prompt into the ChatGPT message box.

If you have specific preferences (like character names or setting ideas), mention them before or after the prompt.

Press "Enter" to send your request.

Wait for ChatGPT to generate a humorous short story following your guidelines.

If you want changes, clarify what you'd like adjusted and ask ChatGPT to revise or rewrite the story.

4. Hilarious Jokes Prompt for ChatGPT

Get hilarious jokes instantly! Use this funny prompt to make ChatGPT generate clever, laugh-out-loud jokes for any occasion. Try it now!

PROMPT OUTCOME **CHATGPT** **VERIFIED**

10 Clean & Clever Jokes

1. I asked my calendar if it was free this weekend.

It said, "I'm booked... but only temporarily."

2. Why did the PowerPoint get promoted?

Because it really knew how to *make a point*.

3. I told my plants I was going on vacation.

Now they're giving me the silent treatment.

4. Parallel lines have so much in common.

It's a shame they'll never meet.

5. My boss told me to start every presentation with a joke.

So I showed them our projected Q4 revenue.

6. Why don't skeletons apply for desk jobs?

They find the office atmosphere *bone-dry*.

7. Just burned 1,200 calories.

I forgot my lunch in the car... on a summer day.

8. I once tried to write a book on reverse psychology.

But no one bought it—just like I planned.

9. My Wi-Fi and I have a strong connection.

Until I move three feet to the left.

10. I told my printer I needed support



ChatGPT Prompt

You are a professional humorist and joke writer. Please generate a list of 10 original, clean, and witty jokes suitable for a general audience. Ensure the humor is clever and appropriate for a professional setting. Vary the joke styles (including puns, one-liners, and short anecdotes) to provide a diverse and engaging selection. Present each joke clearly and concisely, numbering them for easy reference.

How To Use This Prompt

1. Copy the entire prompt provided above.
2. Paste it directly into the ChatGPT message box.
3. If you want jokes for a specific occasion or audience, mention that after the prompt.
4. Press enter to send the message.
5. Wait a moment while ChatGPT generates your list of original, clean, and witty jokes.

6. Read through the jokes and use or share any you like!

7. If you want more jokes or a different style, repeat the process or adjust your instructions.


Image Prompts

27 prompts

5. Best ChatGPT Cyberpunk Prompt (Try this)

Generate a stunning, futuristic cyberpunk-style image with neon lights, vibrant colors, and a high-tech cityscape vibe.

PROMPT OUTCOME **CHATGPT** **VERIFIED**



ChatGPT Prompt

Create a highly detailed, visually striking cyberpunk-themed image. The composition should feature a futuristic urban cityscape at night, illuminated by vibrant neon lights in shades of blue, pink, and purple. Incorporate advanced technology elements such as holographic billboards, flying vehicles, and robotic figures. The atmosphere should evoke a sense of intrigue and intensity, with a dense, rain-soaked environment reflecting the city lights. Ensure the image conveys the classic cyberpunk aesthetic, blending elements of high-tech advancements with gritty, urban realism. The overall style should be cinematic and immersive, with careful attention to lighting, color contrast, and intricate details.

How To Use This Prompt

1. Copy the entire prompt provided above.
2. Paste it directly into ChatGPT's message box.
3. Press send and wait for the image description or generation.
4. If you want to tweak the results, adjust keywords or details in the prompt and try again.

6. Best Magazine Cover ChatGPT Prompt (Tested)

Design a stunning, magazine-style cover for any topic using this verified ChatGPT prompt.

PROMPT OUTCOME

CHATGPT

VERIFIED

DOGUE

THE
BEST
TRENDS
FOR
SPRING

STYLISH
COLLARS
& LEASHES

SECRETS TO
A LUXE COAT

Create a high-resolution, magazine-style cover for a fashion magazine dedicated to dogs. The cover should feature a stylishly dressed dog as the central subject, posed in a way that exudes confidence and elegance. Incorporate elements commonly found on real magazine covers, such as a bold and sophisticated title, catchy cover lines or headlines related to dog fashion trends, and an appealing color scheme. Ensure the overall layout is clean, polished, and visually engaging, with attention to typography and composition. The design should convey a sense of luxury, style, and professionalism, suitable for a high-end canine fashion publication.

How To Use This Prompt

1. Copy the entire prompt provided above.
2. Open ChatGPT and start a new conversation.
3. Paste the prompt into the chat input box.
4. If you want a specific type of cover, style, or color scheme, mention it before or after the prompt.
5. Press enter to send your request.
6. Review the response and, if needed, ask ChatGPT to make adjustments or add more details.

7. Best Prompt for Creating a Professional Headshot with ChatGPT

Elevate your image with a professional headshot—perfect for LinkedIn, resumes, and portfolios. Make a lasting first impression today!

PROMPT OUTCOME **CHATGPT** **VERIFIED**



ChatGPT Prompt

You are a professional photographer specializing in business and corporate portraits. Please generate a high-quality, realistic corporate headshot based on the following details:

Pose: Front-facing or 3/4 angle, with confident and approachable expression

1. Outfit: Business formal (e.g., suit and tie, blazer and blouse, no flashy accessories)
2. Background: Neutral or studio-style (e.g., light gray, white, soft gradient)
3. Lighting: Soft, even lighting with no harsh shadows (classic studio setup)
4. Style: Clean, professional, sharp focus
5. Composition: 16:9 or 4:5 ratio, head and shoulders visible, centered

6. Ethnicity/Gender/Age (optional): [Include if relevant to your use case]

7. Expression: Friendly, confident, trustworthy (ideal for LinkedIn or business profiles)

How To Use This Prompt

1. Copy the entire prompt provided above.
2. Open ChatGPT and paste the prompt into the message box.
3. Press "Enter" or click "Send" to submit the prompt.
4. Wait for ChatGPT to generate a headshot image based on the instructions in the prompt.

8. Best Prompt to Create Stunning Logos With ChatGPT (Examples)

Copy/paste this ChatGPT prompt to design professional, unique, and creative logos. Turn your ideas into polished designs.

PROMPT OUTCOME **CHATGPT** **VERIFIED**



Reliablesoft
ACADEMY



Reliablesoft
ACADEMY



Reliablesoft
ACADEMY



Reliablesoft
ACADEMY

ChatGPT Prompt

With the right prompt, ChatGPT can guide you step by step through the logo creative process, helping you generate unique logo concepts, color palettes, typography ideas, and even mockups that you can refine with design tools. To get started, copy/paste the prompt below to ChatGPT and answer the questions.

Prompt to Use

You are an expert logo designer and creative consultant. I want you to help me generate unique, professional logo design concepts and creative briefs tailored to my needs.

Please ask me the following questions to clarify my requirements:

1. What is the name of the business or organization?
2. What is the nature of the business (industry, products/services)?
3. What are the key values, mission, and vision of the brand?
4. Who is the target audience?
5. What style or mood do you want the logo to convey (e.g., modern, classic, playful, elegant, minimalistic)?
6. Do you have any preferred colors, fonts, or symbols?
7. Are there any logos you admire or want to avoid similarities with?
8. Where will the logo primarily be used (e.g., website, print, merchandise)?
9. Do you have any specific requirements or restrictions?

After collecting my responses, generate the following:

- A concise creative brief summarizing my requirements.
- Three distinct logo design concepts, each with a description of the visual elements, color palette, typography, and symbolism.
- Suggestions for possible taglines (if requested).
- Tips for collaborating with a graphic designer or using design tools to bring the chosen concept to life.

Present your results in a well-organized, professional format.

Logo Design Prompt Example

To generate the above logos with ChatGPT, I gave it the following answers:

1. Reliablesoft Academy
2. Digital Marketing Academy - selling online courses

3. Helping business owners to increase traffic and sales through digital marketing

4. small business owners

5. modern

6. symbol use the R (in any format), color use black, white, #603F97, #3FBEB6

7. I like openai,apple, they are easily recognized

8. website header

9.no

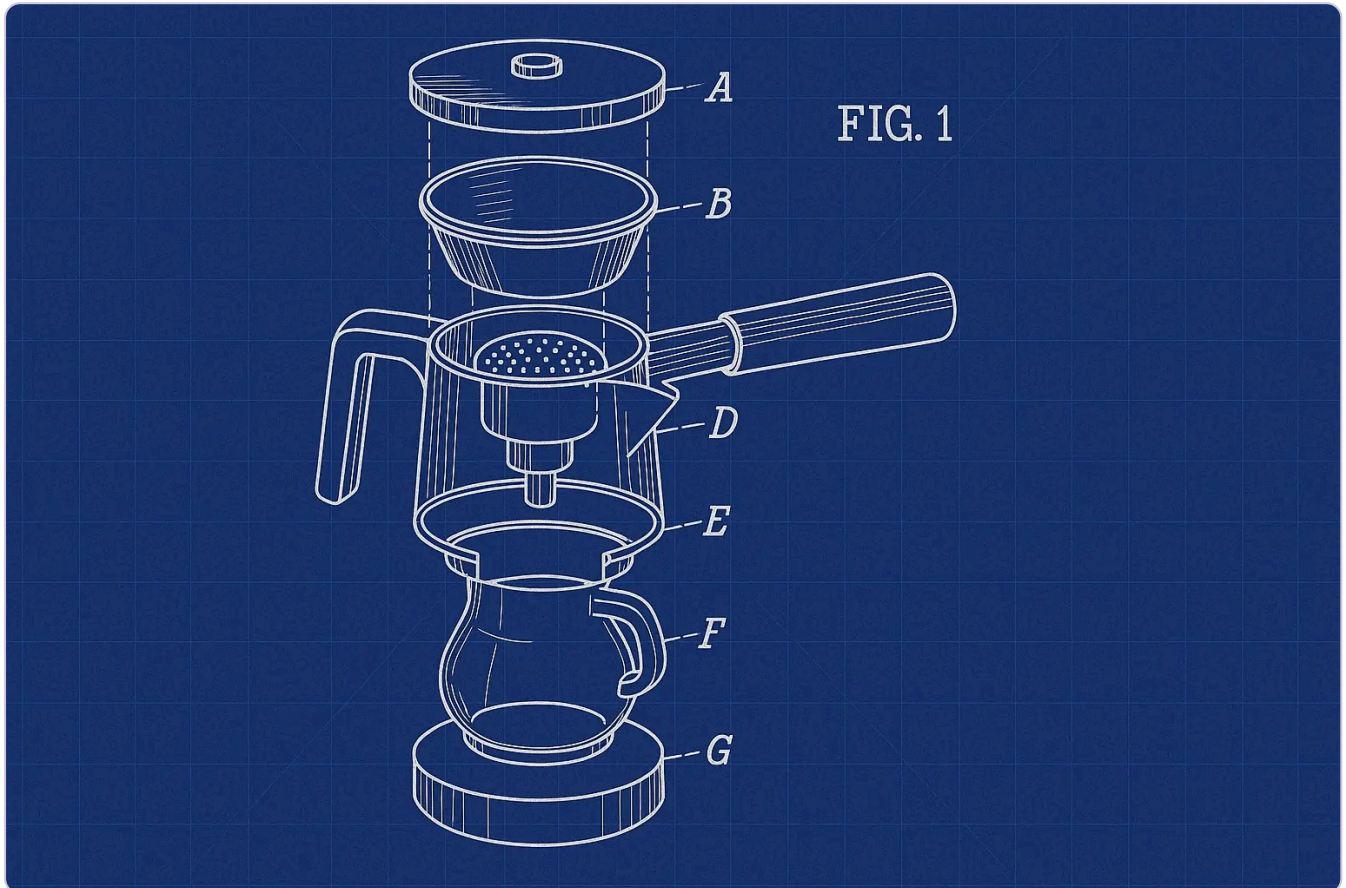
How To Use This Prompt

- Copy and paste the entire prompt into your ChatGPT conversation.
- Wait for ChatGPT to ask you the set of questions listed in the prompt.
- Answer each question as thoroughly and honestly as possible—feel free to skip any that aren't relevant.
- If you'd like tagline suggestions, mention that in your answers.
- After you've provided all your responses, let ChatGPT know you're ready for the results.
- Review the creative brief, logo concepts, and suggestions that ChatGPT generates for you.
- Use the provided tips to collaborate with a designer or try creating your logo using design tools.

9. Blueprint Design Prompt Generator

Unlock creative blueprint ideas! Get tailored design prompts to inspire innovative architectural and engineering projects. Start your blueprint today.

PROMPT OUTCOME **CHATGPT** **VERIFIED**



ChatGPT Prompt

Create a blueprint schematic of a [coffee maker] drawn in the style of early 20th-century industrial patents. Rendered in crisp blue ink with white technical lines, featuring exploded views, angular labels, and stamped diagram codes.

How To Use This Prompt

Copy the prompt and paste it into ChatGPT.

Replace [coffee maker] with your preferred object.

Submit the completed prompt to ChatGPT and review the organized blueprint design proposal it generates.

Use the provided description and instructions to guide your planning, and feel free to ask follow-up questions or request adjustments as needed.

10. ChatGPT Prompt To Cartoonify an Image (Verified)

Turn any image into a fun cartoon with this prompt! Instantly cartoonify your photos for a creative, playful transformation.

PROMPT OUTCOME **CHATGPT** **VERIFIED**



ChatGPT Prompt

You are an advanced image processing assistant. Your task is to transform the uploaded image into a high-quality cartoon-style version ("Cartoonify"). Please follow these guidelines:

1. Analyze the uploaded image for key features, such as facial expressions, outlines, and significant details.
2. Apply a cartoonification process that includes:
 - Simplifying and smoothing colors while maintaining essential details.
 - Enhancing and emphasizing outlines for a hand-drawn, illustrated effect.
 - Retaining important facial or object features for recognizability.
 - Adding subtle shading and depth to mimic a cartoon or comic book aesthetic.
3. Ensure the final output is vibrant, visually appealing, and maintains the core identity of the original image.

4. Provide the cartoonified image as the final result, along with a brief description of the transformation process and any stylization choices made.

If possible, offer options for different cartoon styles (e.g., bold outlines, soft pastel, or vibrant comic book) and specify these in your response.

How To Use This Prompt

1. Start a new conversation in ChatGPT and paste the cartoonify prompt as your message.
2. Upload the image you want to cartoonify using the attachment or upload button in ChatGPT.
3. If you have a preferred cartoon style (like bold outlines, soft pastel, or comic book), mention it in your message or after uploading your image.
4. Wait for ChatGPT to process your image and provide the cartoonified version along with a description of the transformation.
5. Download or save the cartoonified image once you're happy with the result.

11. ChatGPT Prompt to Remove Background from Images

Effortlessly remove backgrounds from images with this ChatGPT prompt. Get clean, professional results in seconds.

PROMPT OUTCOME **CHATGPT** **VERIFIED**



ChatGPT Prompt

To remove the image background and make images transparent, use the following ChatGPT prompt:

You are an expert image editor specializing in background removal. I will provide you with one or more images. Your task is to professionally remove the background from each image, ensuring that the main subject remains clear, crisp, and intact. Deliver the output as high-quality images with transparent backgrounds (preferably in PNG format). Pay careful attention to fine details such as hair, edges, and intricate objects to achieve a clean and natural result. If any part of the subject is difficult to distinguish, use your best judgment to maintain a natural appearance. Please confirm your readiness to receive the images and specify any preferred image formats or size limitations before proceeding.

How To Use This Prompt

1. Copy the entire prompt provided above.
2. Open a new chat in ChatGPT.
3. Paste the prompt into the chat and send it.
4. Wait for ChatGPT to confirm readiness and specify any image format or size preferences.
5. Upload your images when prompted.
6. Follow any additional instructions ChatGPT provides for best results.

12. Convert Image to Origami Style: AI Art Transformation

Transform your images into stunning origami-style art with this prompt. Instantly convert any photo into a folded paper masterpiece!

PROMPT OUTCOME **CHATGPT** **VERIFIED**



ChatGPT Prompt

You are an advanced AI specializing in digital image transformation and artistic style emulation. Your task is to convert any given image into an origami style.

Instructions:

- Create an origami-style avatar or character inspired by this image (without directly replicating the face).
- Analyze the provided image and reinterpret its content using visual elements characteristic of origami, such as sharp, folded edges, geometric simplification, paper textures, and clear crease lines.
- Preserve the main forms and recognizable features of the original subject while reimagining them as if constructed from folded paper.
- Apply subtle shadows and highlights to emphasize the three-dimensional, folded-paper effect.

- Maintain a clean, minimalistic background unless otherwise specified.
- Ensure that colors are rendered in a manner consistent with colored paper used in origami.
- Do not add any elements not present in the original image.

How To Use This Prompt

1. Upload or paste your image into ChatGPT, or describe the image you want transformed into origami style.
2. Copy and paste the provided prompt into the chat right before or after your image.
3. Let ChatGPT know if you have any special preferences, like a specific paper color or background.
4. Wait for ChatGPT to confirm and then enjoy your origami-style transformation!

13. Create a 90s Video Game Character Image With AI

Learn how to create stunning 90s-inspired pixel art characters using AI prompts. Get tips for capturing the retro gaming vibe with classic style and nostalgia.

PROMPT OUTCOME **CHATGPT** **VERIFIED**



ChatGPT Prompt

Create a vivid pixel art illustration of an original cyber-ninja hero from a 1993 side-scrolling action game, set against a neon-lit cityscape at night. The character should wear striking blue armor, a red headband, and wield a silver katana. The art style should be bold and colorful, with exaggerated proportions, bright color highlights, and pixel-perfect details. The background should feature a deep blue city skyline with pink and purple neon lights, all composed in a 16:9 widescreen format, evoking the classic arcade style of 90s video games.

How To Use This Prompt

Here's how to create a 90s-inspired pixel art character using AI.

1. Paste or Customize the Prompt:

Start by pasting the provided prompt directly. You can use it exactly as it is to recreate a cyber-ninja style character.

Or you can customize it by changing details like:

- Character type (e.g., "mecha pilot", "space bounty hunter", "mystical knight")
- Color schemes (e.g., swap neon blues for neon greens)
- Setting (e.g., a dark castle, a futuristic desert, an ancient shrine)

2. Be Clear About Style and Era:

If you tweak the prompt, always keep key elements that define the '90s vibe:

- 16-bit or 32-bit pixel art or early 3D polygons
- Bold outlines and limited but vibrant color palettes
- Exaggerated, heroic proportions typical of arcade and console games
- Neon, gritty, or fantasy environments were popular in that era

3. Use Aspect Ratio Wisely:

For an authentic retro feel, you can request specific screen formats:

- 4:3 if you want it to mimic old TV screens
- 16:9 for modern display use, but still retro-styled, like we did

4. Fine-Tune for Details:

If the result isn't exactly right, refine the prompt by:

- Adding accessory descriptions (e.g., "power gauntlets", "jet boots")
- Specifying mood (e.g., "heroic pose", "battle-ready", "mysterious")

5. Stay True to 90s Roots:

- Avoid adding ultra-modern elements like:
- Hyper-realistic shading
- Modern fashion
- Futuristic technology beyond what 90s games imagined

6. Save or Enhance the Final Image:

Once you achieve the pixel art result you love, you can upscale it slightly for display (while retaining the pixel feel) or create a simple background story for your character.

14. Create a Ghibli Style Image with AI

Generate a stunning Ghibli-style image with AI! Bring the magic of Studio Ghibli to life in your own unique artwork instantly.

PROMPT OUTCOME **CHATGPT** **VERIFIED**



ChatGPT Prompt

Create a fantasy anime-inspired illustration showing a sunlit countryside, with golden fields, colorful wildflowers, a small stone cottage, and a friendly magical creature shaped like a giant fluffy bird resting under a sprawling oak tree. The scene should feel warm, peaceful, and dreamlike, using soft pastel colors and hand-painted textures.

How To Use This Prompt

Here is how to create Ghibli style images with ChatGPT.

1. Copy the entire prompt above and paste it into your ChatGPT conversation.
2. Adjust the prompt to fit your specific vision (e.g., change the creature, time of day, or colors).
3. Avoid copyrighted references:

Do not mention copyrighted names like "Studio Ghibli," "Totoro," or specific movie titles. Instead, describe the style or mood you want (e.g., "whimsical anime-inspired" or "storybook fantasy").

4. Submit the prompt to ChatGPT.

5. Refine if needed:

If the first result isn't exactly what you imagined, tweak your prompt:

- Add more details (e.g., "late afternoon sunlight" or "more flowers")
- Change character size or design
- Specify camera angles (e.g., "wide view of the landscape" or "close-up under the tree")

Good Ghibli Style Image prompts include these elements:

- Setting (countryside, forest, seaside, etc.)
- Lighting (sunlit, twilight, misty morning, etc.)
- Color palette (soft pastels, vibrant greens, golden tones)
- Characters/Creatures (fluffy bird spirit, forest sprite, etc.)
- Mood/Atmosphere (peaceful, magical, whimsical)

15. Create Puppet Style Images With ChatGPT

Learn how to create puppet-style images with ChatGPT! Get the full prompt, expert tips, and ideas for the best results and refinements.

PROMPT OUTCOME **CHATGPT** **VERIFIED**



ChatGPT Prompt

You are a professional AI image generation system specializing in creating high-quality, detailed digital illustrations.

Create a puppet-style digital illustration featuring Amazon CEO Jeff Bezos, OpenAI CEO Sam Altman, and Google CEO Sundar Pichai, all portrayed as soft, fabric-textured puppet figures with jointed limbs, googly eyes, stitched mouths, and cozy yarn or felt textures. They should be seated around a round felt-covered table along with a humanoid AI robot. The robot should have a friendly, modern look and also be designed with puppet-like details, such as fabric texture, stitched seams, and googly eyes.

All characters should wear professional business attire and appear engaged in a collaborative discussion.

Use a warm, neutral background (e.g., soft beige or felt wall texture) to keep the focus on the characters.

Ensure the style is vibrant, cohesive, fun, and highly detailed, resembling a high-end children's puppet show aesthetic but suitable for editorial or creative projects.

- Dimensions: 16:9 aspect ratio.
- Lighting: Soft, professional lighting with natural-looking shadows.

Important:

- Keep the style playful, cozy, and handcrafted — NOT plastic or cartoonish.
- Textures (fabric, yarn, stitching) are essential for realism and appeal.

How To Use This Prompt


Follow these steps to create professional puppy-style images with ChatGPT:

1. Use the Full Prompt: Copy and paste the structured prompt exactly to guide the AI through all necessary details.
2. Request Adjustments: If the first result isn't exactly right, use follow-up prompts like:
 - Make the yarn texture more visible on the hair and eyebrows.
 - Add more prominent stitching lines on the clothing.
 - Make the googly eyes slightly larger for extra cuteness.
 - Use a warmer color palette for a more cozy effect.
3. Be Specific About the Style: Mention puppet-style, fabric textures, googly eyes, stitched features, cozy tones, and any extra visual details you want (e.g., felt table, jointed arms).
4. Define the Scene: Always describe what the characters are doing (e.g., "engaged in discussion," "posing for a photo," "celebrating") to create more natural interactions.
5. Clarify Textures and Materials: Reiterate the need for materials like yarn, felt, cozy fabric textures, and stitched seams to avoid a plastic or flat look.

16. Create Vintage Style Images ChatGPT

Create vintage-style images with ChatGPT. It's perfect for retro designs, classic art, and nostalgic visual inspiration.

PROMPT OUTCOME **CHATGPT** **VERIFIED**



ChatGPT Prompt

A banknote-style portrait etching in green ink, featuring a fictional elderly man with a serious expression. His face is rendered in detailed engraved linework, with hatch shading, textured wrinkles, and sharp features. He has neatly combed wavy hair, a formal suit, and a tie. The composition includes a classical oval frame, ornate scrollwork borders, subtle guilloche patterns in the background, and an official-looking emblem in the lower corner. The overall style mimics traditional U.S. currency design, with monochrome green tones and a vintage, authoritative feel.

How To Use This Prompt

1. Copy the provided expert prompt.
2. Open a new chat in ChatGPT.
3. Paste the prompt into the chat.
4. After the prompt, describe the vintage image you want—for example, specify the era, subject, or mood you have in mind.

5. Send your message.

6. Review the detailed image description and guidance generated for you.

17. Generate High-Quality Texture Images With ChatGPT (Prompt)

Generate unique, high-quality texture images instantly with this ChatGPT prompt. Perfect for designers, artists, and creative projects.

PROMPT OUTCOME **CHATGPT** **VERIFIED**



ChatGPT Prompt

You are a professional AI image generator specializing in creating high-quality texture images for various applications, such as graphic design, 3D modeling, and digital art. Please generate a set of seamless, tileable texture images based on the following specifications:

1. Texture Type: [Specify the desired texture type, e.g., wood, marble, metal, fabric, stone, leather, abstract, etc.]

2. Color Palette: [Indicate preferred colors or tones, or request a specific color scheme.]

3. Resolution: [State the required image resolution, e.g., 1024x1024px, 2048x2048px.]

4. Style: [Describe the visual style, e.g., realistic, stylized, minimalistic, grunge, cartoon, etc.]

5. Additional Details: [Include any extra requirements, such as roughness, glossiness, pattern complexity, inclusion of specific features, etc.]

Ensure the generated images are seamless, exhibit consistent lighting, and are suitable for use as textures in digital projects. Provide the output as high-quality image files. If possible, include a brief description of each generated texture and its potential applications.

Here is an example of how to create the McDonald's logo (as shown above)

You are a professional AI image generator specializing in creating high-quality, seamless, tileable texture images for branding, packaging, 3D modeling, and digital art. Please generate a texture image inspired by the iconic style of the McDonald's logo, incorporating branding elements in a subtle, tileable texture format.

Texture Request Specifications:

- Texture Type: Branded logo-based texture (inspired by McDonald's)
- Color Palette: Classic McDonald's colors – red (#DA291C), golden yellow (#FFC72C), white, optional gradients or shadow tones for depth
- Resolution: 2048x2048px
- Style: Stylized and clean, flat with slight embossing or 3D bevel effect to mimic a branded feel. Must be visually appealing when tiled.

Additional Details:

- Include subtle repetitions of a golden "M"-like shape across the tile, stylized to avoid trademark infringement but still clearly inspired
- Texture should be seamless and suitable as a background pattern on packaging, digital interfaces, or 3D surfaces
- Add soft shadowing or gloss effect for depth if relevant

- Maintain balance between bold branding and texture usability (should not overpower a design)

Ensure the texture has even lighting, no visible seams, and is optimized for digital and print applications. Provide the result as a high-quality image file. Optionally, include a brief description of the texture and ideal use cases.

How To Use This Prompt

Copy and paste the prompt into ChatGPT.

Fill in the square brackets with your specific requirements for each category—for example, texture type, color palette, resolution, style, and any additional details.

Be as detailed or as concise as you like for each section to match your texture needs.

Submit your completed prompt to ChatGPT.


Review the AI's suggestions and descriptions for textures based on your input. If you want to adjust anything, just update your entries and send the prompt again.

Remember, while ChatGPT can't generate actual image files, it can help you design detailed texture concepts and give you descriptions to use with image generation tools.

18. How to Create a 3D Drawing With ChatGPT

Prompt to create 3D images with ChatGPT. Ideal for art, design, or visualization projects. Try it now!

PROMPT OUTCOME **CHATGPT** **VERIFIED**



ChatGPT Prompt

Create a detailed 3D image of a pyramid. The image should feature a realistic representation of a classic pyramid structure, showcasing accurate geometric proportions and sharp edges. Include appropriate lighting and shadows to enhance the three-dimensional effect. The pyramid should be set against a neutral or subtly textured background to emphasize its form, and the overall composition should maintain a clean and professional appearance. Please ensure high resolution and attention to detail, reflecting the architectural grandeur and historical significance of pyramid structures.

How To Use This Prompt

Copy the prompt above and paste it into ChatGPT's message box.

If you want a specific style or color scheme, add those details to the prompt before sending.

Send your message and wait for ChatGPT to generate the image or give you further instructions.

If the image isn't generated directly, ChatGPT may suggest using the prompt in a compatible image generation tool (like DALL-E). Follow any additional steps provided.

Review the generated image and, if needed, adjust the prompt for any changes or improvements you'd like, then repeat the process.

19. How to Create Japan Anime Style Photos With ChatGPT

Transform your photos into stunning Japan Anime style art! Get creative prompts for unique, eye-catching anime-inspired photo edits.

PROMPT OUTCOME **CHATGPT** **VERIFIED**



ChatGPT Prompt

Create an image of a cheerful anime-style young woman in a red floral kimono, standing under cherry blossom trees at sunset. Her chestnut hair is in a messy bun with a red and yellow flower accessory. Soft lighting, glowing petals, and a traditional Japanese building in the background. Shoujo-style art, warm color palette, expressive and gentle atmosphere.

How To Use This Prompt

1. Copy the provided prompt and paste it into your ChatGPT conversation.
2. Replace the example details in each section with your own specific ideas for the anime image you want to create.
3. Be as descriptive as possible about your character, setting, mood, and style preferences.
4. Once you've filled in your details, submit your message to ChatGPT.

20. How to Create Muppet-Themed Images With ChatGPT Prompts

Create fun, Muppet-themed images using ChatGPT prompts. Step-by-step guide with prompt examples to generate playful puppet-style characters.

PROMPT OUTCOME **CHATGPT** **VERIFIED**



ChatGPT Prompt

Create a Muppet-style puppet character with [fur color] fur and [eye style]. Give it [accessories, clothing] to represent [role/personality]. The expression should be [cheerful/curious/professional/etc.]. Place it in [background setting]. Use colors like [preferred colors] for a playful yet creative look. Style it as [cartoon/3D/illustration/watercolor/etc.]”

1. Example Filled-In Prompt

Create a Muppet-style puppet character with purple fur and large googly eyes. Give it teal glasses and a bow tie to represent a friendly teacher. The expression should be cheerful and welcoming. Place it in front of a chalkboard with doodles. Use teal, purple, and white colors for a creative look. Style it as a 3D illustration.

2. Playful Muppet-Style

Design a cheerful Muppet-style puppet character inspired by ChatGPT. Give it soft teal and purple fur, large googly eyes, and a wide, friendly grin. Add fun accessories like a bow tie or glasses to suggest intelligence. Pose it as if waving hello, with a bright simple background that makes it pop. The character should feel approachable, creative, and fun.

3. Professional Mascot Muppet ChatGPT

Create a Muppet-style mascot inspired by ChatGPT with a smart and professional twist. Use soft teal and white fur, expressive round eyes, and a confident smile. Dress the character in a minimal tech-inspired vest or hoodie with subtle circuit patterns. Pose it as if presenting ideas on a digital tablet. The background should be clean and modern, perfect for branding.

4. Creative Teacher Muppet ChatGPT

This is the prompt to create the above image.

Illustrate a Muppet-style ChatGPT puppet as a quirky teacher character. Give it fluffy purple fur, big curious eyes, and a kind smile. Add small details like a notebook or chalkboard to symbolize learning. Colors should mix teal, purple, and white. Pose it in an energetic stance as if explaining something exciting. Keep the background simple so the focus stays on the puppet.

How To Use This Prompt

How to Customize Your Muppet-Style Prompts

When generating images with ChatGPT, the secret is in the details of your prompt. Here's how you can adjust it to make the character truly your own:

Choose Colors

Replace default colors with ones that match your brand or personality.

Example: "Give the puppet bright green fur with a red jacket."

Pick Accessories

Add items like glasses, a hat, bow tie, or a digital gadget to reflect a specific role.

Example: "Add round glasses and a laptop to show the puppet as a tech teacher."

Define Personality/Role

Decide what your puppet should represent (teacher, mascot, comedian, guide)

Example: "Design the puppet as a friendly coach holding a whiteboard."

Adjust Expression

Control the mood with keywords like cheerful, excited, curious, professional, or wise.

Example: "With a big cheerful smile and wide curious eyes."

Set the Background

Choose whether to keep it plain for branding or add context (classroom, stage, office).

Example: "Standing in front of a chalkboard with digital doodles."

Refine the Style

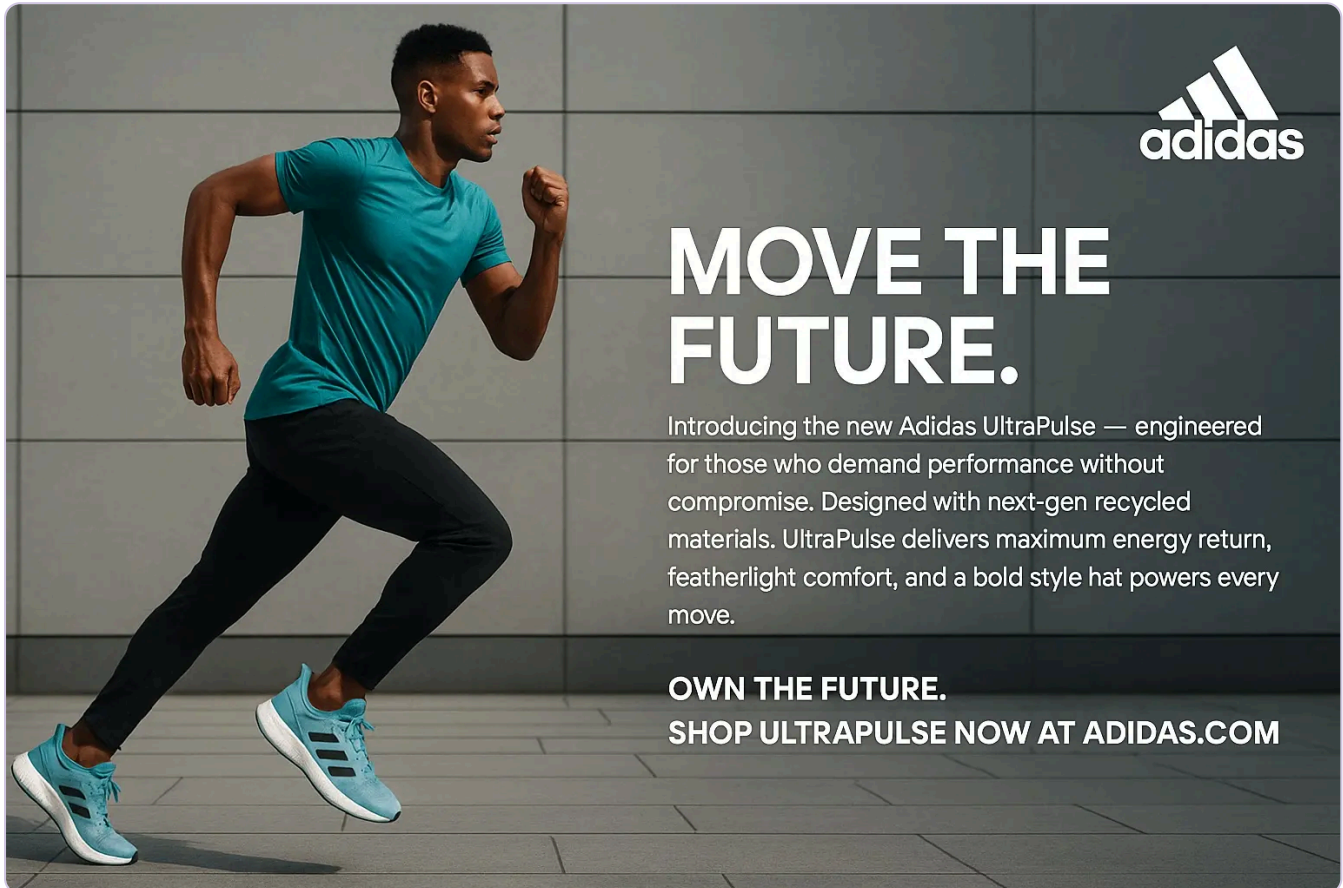
Try variations like cartoonish, realistic puppet, 3D render, or watercolor illustration.

Example: "A 3D Muppet-style puppet with textured fur and vibrant colors."

21. How to Create Professional Banner Ads With ChatGPT

Learn how to create professional banner ads with ChatGPT! Use this expert prompt and tips to design stunning, high-converting ads for any brand or campaign.

PROMPT OUTCOME **CHATGPT** **VERIFIED**



ChatGPT Prompt

You are a creative advertising specialist. Your task is to design a modern, professional banner ad for a brand. Follow these instructions carefully:

Target Audience: Young adults aged 18–30 who are active, fashion-conscious, and socially aware.

Product Focus: Highlight a specific product or campaign (e.g., running shoes, athleisure wear, new product launch).

Key Message: Emphasize innovation, sustainability, and performance or lifestyle enhancement.

Tone: Formal, yet engaging and inspiring — consistent with modern brand voices like Adidas, Nike, or Apple.

Ad Structure:

- **Tagline:** A short, catchy slogan (3–6 words).
- **Description:** A brief product or campaign description (no more than 150 words).
- **Call to Action:** Strong and clear, encouraging immediate action.

Visual Elements:

- Dynamic action shot or stylish lifestyle imagery.
- Clean, modern background (urban or natural setting).
- Bold typography and brand logo placement.
- 16:9 aspect ratio, suitable for digital or print use.

Important:

- Ensure the ad matches the brand's values and aesthetic.
- Focus on clarity, boldness, and emotional appeal.

How To Use This Prompt

Here is how to create stunning banner ads for any brand or product with ChatGPT:

Be Brand-Specific: Mention the brand you want the ad for (e.g., Adidas, Nike, your own company) to tailor the style and voice correctly.

Clarify the Product or Campaign: Clearly state the focus (e.g., a new shoe model, an eco-friendly clothing line, a tech product).

Specify Visual Preferences: If you have ideas about settings, moods (e.g., "urban sunset," "mountain trail"), or color schemes, include them in your input.

Use the Full Prompt: Copy and paste the structured prompt to guide the AI step-by-step.

Request Adjustments: If the first version isn't perfect, use follow-up prompts like:

- "Make the tagline more energetic."
- "Use a nighttime cityscape background."
- "Focus more on sustainability messaging."

- "Create a second version emphasizing bold colors and minimal text."

Pro Tip:

You can also ask for multiple versions (e.g., "Give me three different ad concepts") to choose the best one for your campaign.

22. How to Create Professional Product Images With ChatGPT (Prompt)

Generate stunning, professional product images with ChatGPT. See how it works using a real-world example!

PROMPT OUTCOME **CHATGPT** **VERIFIED**



ChatGPT Prompt

You are a professional product photographer and digital image creator. Your task is to generate high-quality, visually engaging product images of Pepsi for use in marketing, advertising, and social media.

Each image should follow these core principles:

1. Product Focus:

Create realistic and detailed images featuring a Pepsi can or bottle. Ensure the Pepsi logo and design elements are prominently displayed, clear, and sharp.

2. Background & Setting Variations:

Clean white studio background with soft shadows

3. Lighting Setup:

- Use realistic studio lighting with soft key lights and subtle backlighting
- Add highlights and reflections on metallic surfaces to enhance realism
- Maintain correct light falloff and cast soft shadows on the background

4. Special Effects (optional but recommended):

- Add condensation droplets to suggest coldness
- Include ice cubes, splashing cola, or mist/fog effects for dynamic appeal
- For outdoor or themed scenes, add props (e.g., beach table, branded napkin, glass with ice)

5. Composition Details:

- Product centered or using rule of thirds for visual interest
- Ensure strong contrast between product and background
- Use a shallow depth of field to keep the focus on the product

6. Style & Output Format:

- Photo-realistic rendering

- Aspect ratio: 4:5 (for social), 16:9 (for banner ads), and square 1:1 (for thumbnails)
- Ensure professional quality suitable for print and digital use

How To Use This Prompt

Copy the prompt provided above.

Paste it into the ChatGPT message box.

If you want to use a different product, swap out "Pepsi" for your chosen brand or item before sending.

Send your message, and ChatGPT will create a detailed description for your product image.

You can ask ChatGPT to adjust the description or add details if needed for your project.

23. How to Make an Oil Painting With ChatGPT (Prompt)

Use this prompt to create oil paintings with ChatGPT. Get realistic fine art style results with textured brushstrokes and rich colors.

PROMPT OUTCOME **CHATGPT** **VERIFIED**



ChatGPT Prompt

General Reusable Prompt

Create an oil painting in a traditional fine art style, with visible textured brushstrokes and layered colors. The composition should depict [insert your subject here]. Use a rich, atmospheric palette that emphasizes depth, light, and shadow, capturing the natural imperfections of oil on canvas.”

Complete Example Prompt

Copy/Paste this prompt to ChatGPT to create the above image.

Create an oil painting in a traditional fine art style, with visible textured brushstrokes and layered colors. The composition should depict a serene sunset over a mountain lake, with golden light reflecting on the water and pine trees silhouetted in the distance. Use a warm, atmospheric palette with oranges, purples, and deep blues, emphasizing depth, contrast, and the natural imperfections of oil on canvas.

How To Use This Prompt

- Copy and paste the prompt into ChatGPT.
- Replace the subject inside the prompt with your own idea (for example: “a stormy sea at night” or “a portrait of a violinist”).
- Press enter, and ChatGPT will create your oil painting in a traditional fine art style.
- If the result isn't quite what you had in mind, adjust the subject, mood, or color palette in the prompt and try again.

24. How to Make Movie Posters with ChatGPT (Prompt)

Discover how to create stunning movie posters using ChatGPT prompts. Unleash your creativity with easy, step-by-step guidance!

PROMPT OUTCOME **CHATGPT** **VERIFIED**



ChatGPT Prompt

Create a movie-poster style image inspired by La Casa de Papel (Money Heist).

The poster should feature 5–6 adults around 40 years old, diverse men and women, standing confidently in red jumpsuits (heist-style outfits), facing forward. Their faces must look photorealistic and natural, with no distortions. Their expressions should show determination and ambition. Some may cross arms, and one person should hold a laptop symbolizing knowledge and career change.

Background: Dark cinematic background with a gritty, urban feel. Subtle hints of abstract digital elements (data streams, glowing code, icons of email, social media, graphs) blended into the shadows. Overall color scheme: black, red, and white, high-contrast and dramatic.

Text placement (very important):

- Top (Main Title, large bold font): OVER 40? THERE ARE SMARTER WAYS TO BREAK FREE
- Use a bold, condensed sans-serif movie font (e.g., Bebas Neue, Impact).
- The letters must be bright pure white (#FFFFFF) with glowing contrast so they appear luminous and stand out clearly against the background.

Centered.

Middle (Tagline, smaller, under title): Digital marketing is your escape plan.

- Smaller, italic or lighter weight font.
- White or light gray, centered.

Bottom (Credits strip, very small classic movie poster font):

Starring: You | Directed by Reliablesoft Academy | Coming Soon: Your New Career

- Tiny all-caps credits font, stretched across the bottom in white (#FFFFFF).

Style references:

- Realistic, cinematic photography style.
- Ultra photorealistic faces, sharp details, no blurring or distortions.
- Dark, moody lighting with dramatic highlights.
- Strong centered composition with characters in the middle and layered text above/below.

- Authentic Hollywood-style movie poster typography and layout.

Final Result: A professional, cinematic poster with bright white (#fff) title text, themed around career transformation and digital marketing for people over 40.

How To Use This Prompt

- Copy the entire prompt provided above.
- Paste it into the ChatGPT message box.
- If you have any specific preferences (like genre, style, or target audience), mention them before sending the prompt.
- Send the prompt and wait for ChatGPT's step-by-step guide.
- Review the guide and follow each step to generate and refine your movie poster ideas.
- Feel free to ask follow-up questions or request clarifications from ChatGPT as you work through the process.

25. How to Make Your Own AI-Generated Action Figure

Create amazing AI-generated action figure images! Use this professional prompt and tips to design realistic, collectible-style characters easily.

PROMPT OUTCOME **CHATGPT** **VERIFIED**



ChatGPT Prompt

You are a professional AI image generator specializing in creating realistic and detailed personalized action figure images. Create an original, high-quality image of a customized action figure based on the following specifications:

1. Character Description: A male superhero with short dark brown hair, wearing a sleek armored suit, embodying strength and justice, standing in a heroic stance.

2. Pose: Standing proudly with feet shoulder-width apart, one hand resting on his hip and the other holding a glowing energy shield raised slightly forward.

3. Outfit and Accessories: Modern, form-fitting battle suit in deep blue and silver colors, featuring subtle tech patterns across the fabric. Chest emblem of a phoenix. Accessories include an energy shield (translucent blue glow effect) and a detachable utility belt with compact gadgets.

4. Facial Features: Chiseled jawline, slight stubble, piercing blue eyes, confident but approachable expression, slight battle scarring on the cheek.

5. Art Style: Realistic but slightly stylized to match the style of premium collectible action figures (like Hot Toys or Sideshow Collectibles).

6. Materials Look: The figure should look like it's made from high-quality painted resin and PVC, with a matte and slightly metallic finish on the armor parts, and fabric-textured finish on the suit.

7. Background: Simple light grey gradient background, studio-style, keeping full focus on the action figure itself.

8. Lighting: Professional, soft three-point lighting to emphasize the suit's textures, the figure's sculpted muscles, and the translucent glow of the shield.

9. Packaging: Display the figure inside a minimalistic clear display box with a black base, the logo "PHOENIX RISE" in sleek silver font at the bottom.

Important: The image should look like an actual professionally designed collectible figure, not a cartoon or a flat illustration.

How To Use This Prompt

Here is how to create a personalized action figure of yourself, any photo or any character with AI:

1. Be Specific: Always describe your character clearly — include details like hair color, clothing style, pose, facial expression, and accessories. The more specific you are, the better your AI-generated action figure will match your vision.

2. Use the Full Prompt: Copy and paste the entire structured prompt provided above. Avoid shortening it, because every section helps the AI understand exactly what you want.

3. Refine if Needed: If the first result isn't perfect, ask follow-up prompts like:

- Can you make the armor more metallic and reflective?
- Please create a battle-damaged version of the action figure.
- Show the action figure in a dynamic flying pose instead of standing.

4. Adjust Dimensions: If you need different image sizes (e.g., square for Instagram or 16:9 for presentations), simply add a note at the end: "Create the image in 1:1 ratio" or "Create the image in 16:9 widescreen ratio."

5. Experiment with Styles: Try variations in the art style if you want a different collectible feel, like "hyper-realistic," "comic book style," or "animated movie style."

26. How to Transform Any Image to Ghibli Style Using ChatGPT

Convert any photo into a magical Ghibli-style illustration using this simple ChatGPT prompt. Easy steps and follow-up tips included!

PROMPT OUTCOME **CHATGPT** **VERIFIED**



ChatGPT Prompt

Create a hand-drawn animation in Studio Ghibli style based on this photo. Capture a soft, warm atmosphere, with delicate lines, rich colors, and expressive features.

How To Use This Prompt

Here's how to use ChatGPT to convert your photos into a Ghibli style.

1. Choose a good photo:

- Use a clear, well-lit portrait or a photo with a simple background.
- Natural lighting works best to capture the Ghibli atmosphere.

2. Paste the prompt into ChatGPT:

- Upload your image.
- Add the provided Ghibli-style prompt after uploading the image.

3. Customize if needed. You can add extra instructions like:

- Make the background a lush forest
- Add a dreamy sunset lighting
- Include a small magical creature nearby

4. Ask for Follow-up Improvements. If the result isn't exactly what you want, ask:

- Can you make it softer/more detailed/more colorful?
- Can you adjust the background to be [theme]?
- Can you give it a more adventurous, peaceful, or mysterious look?

5. Pro Tip:

Be specific about mood, background, and lighting if you want a unique Ghibli vibe tailored to your style.

27. Needle Felted Sculpture ChatGPT Prompt

Create a lifelike needle-felted sculpture using this detailed AI prompt. Perfect for artists, designers, or product mockups.

PROMPT OUTCOME **CHATGPT** **VERIFIED**



ChatGPT Prompt

A needle-felted wool sculpture of [SUBJECT], with dense, textured forms built from layered, hand-sculpted fibers, creating a soft, organic, and tactile appearance.

How To Use This Prompt

1. Replace [SUBJECT] with any character, object, animal, or concept you want to visualize in wool sculpture form.

Example:

- a baby elephant
- a dragon reading a book
- a slice of pizza with a face

2. Optional Additions: You can extend the prompt with extra details to control the mood, colors, setting, or style.

Example:

- A needle-felted wool sculpture of a sleepy fox in a forest clearing, using warm earth tones.
- A needle-felted wool sculpture of a steampunk cat with gears and goggles, in a Victorian setting.

3. Suggested Use Cases:

- Generating cozy and handcrafted-looking artwork
- Designing art toy ideas
- Creating whimsical characters or collectibles
- Visualizing fiber art and craft-inspired scenes

28. Prompt to Create a Watercolor Painting Image in ChatGPT

Learn how to create watercolor-style digital paintings using ChatGPT prompts! Get expert instructions and tips for perfect, professional results.

PROMPT OUTCOME **CHATGPT** **VERIFIED**



ChatGPT Prompt

You are a professional AI image generator specializing in realistic watercolor-style digital paintings.

Create a highly detailed watercolor painting showing three men in a formal discussion inside a luxurious government office (such as the Oval Office).

The scene includes:

- A man with blond hair wearing a dark blue suit, white shirt, and red tie, seated in the center, speaking and gesturing with one hand raised.
- A man with dark hair and a beard, dressed in an all-black outfit, sitting to the left, arms crossed, listening attentively.

- A man with dark hair and beard, wearing a dark blue suit and red tie, sitting to the right, gesturing calmly with his hands open.
- In the background, show elegant white walls, golden decorations (vases and candlesticks), and a large red military flag partially visible.
- Include a classic fireplace and a traditional wooden table in the foreground with a large presidential seal embedded on it.
- The mood should be serious but calm, focusing on the interaction between the three men.

Art Style:

- Rich watercolor effect with visible brush textures and soft blending.
- Warm, neutral color palette with subtle highlights and shadows.
- Maintain realistic proportions and recognizable facial features without becoming overly sharp or photo-realistic.

Dimensions:

- 16:9 aspect ratio (landscape format).
- Professional editorial quality.

How To Use This Prompt

To create professional watercolor paintings with ChatGPT, follow these steps:

Be Clear About the Style: Always specify you want a *realistic watercolor painting* with *visible brush textures*, *soft blending*, and *natural color tones*. Mention if you prefer traditional, slightly vintage, or modern watercolor styles.

Describe the Scene in Detail: Include who or what should appear (people, objects, setting), their clothing or design style, background elements, and mood (e.g., serious, calm, lively).

Focus on Textures: Reiterate that you want watercolor-specific details like:

- Soft color edges
- Layered paint effects
- Gentle, natural shadows

Use the Full Prompt: Provide a structured, detailed prompt (like the one shared) to guide the AI. Every detail you include makes the final image closer to your vision.

Request Adjustments: If the first version isn't perfect, ask for refinements like:

- "Add more visible brush strokes."
- "Make the color palette warmer or cooler."
- "Increase the watercolor bleeding effect at the edges."
- "Soften the outlines even further for a more traditional watercolor look."

29. Prompt to Create Lego Style Images With ChatGPT

Use this expert prompt to create LEGO-style images with ChatGPT! Get tips to design fun, detailed LEGO mini-figure scenes.

PROMPT OUTCOME **CHATGPT** **VERIFIED**



ChatGPT Prompt

You are a professional AI image generation system specializing in creating high-quality, detailed digital illustrations.

Create a detailed digital illustration featuring LEGO-style minifigures of Facebook CEO Mark Zuckerberg, OpenAI CEO Sam Altman, and Google CEO Sundar Pichai.

The scene should depict the three characters seated around a modern, round table, appearing engaged in a collaborative discussion.

Character Details:

- Each minifigure should wear professional business attire (e.g., suits and ties, or business casual outfits appropriate to their real-world style).

- Ensure each figure has distinctive, easily recognizable features while maintaining the classic LEGO minifigure aesthetic (simple but expressive faces, signature hairstyles).
- Add small, character-appropriate accessories on the table (e.g., a laptop, coffee mug, notepad).

Scene Details:

- The background should be clean and minimalist, such as a modern office setting with soft lighting, to keep the focus on the figures.
- Table should be proportionate to LEGO minifigure scale and appear sleek and polished.

Art Style:

- Vibrant, polished, and cohesive — resembling high-end digital LEGO artwork suitable for editorial, marketing, or creative content.
- 16:9 aspect ratio for wide-format use.

Important:

- Maintain the authentic LEGO look (studs on heads, classic hand shapes, slight shine on plastic).
- Emphasize the collaborative, positive mood between the characters.

How To Use This Prompt

Follow these steps to create LEGO style images with ChatGPT.

1. Copy/Paste the above prompt to ChatGPT.
2. Request Adjustments. If the first image isn't perfect, use follow-up prompts like:
 - Make the minifigures' expressions more excited or animated.
 - Add more LEGO accessories like laptops and coffee mugs.
 - Use a brighter color palette for a more playful effect.
 - Create a version with a slightly busier office background.

When creating LEGO style images with ChatGPT, follow these best practices:

Be Clear About the Style: Always specify that you want a LEGO-style minifigure illustration — including signature features like rounded heads, classic hands, small details (e.g., studs on the head), and glossy plastic textures.

Describe the Scene in Detail:

- Who should be included (specific people, fictional characters, types of figures).
- What the setting should look like (e.g., a meeting room, a city street, a fantasy world).
- What actions are they performing (e.g., discussing, presenting, adventuring)?

Highlight Specific Accessories: Request small items on the table, floor, or in their hands (e.g., laptops, coffee mugs, tools, LEGO plants).

30. Prompt to Create Photorealistic Images in ChatGPT

Create photo-realistic images with this powerful ChatGPT prompt. Ideal for lifelike visuals with DSLR-level detail and natural lighting.

PROMPT OUTCOME **CHATGPT** **VERIFIED**



ChatGPT Prompt

Generate a high-resolution, photo-realistic image of a young woman reading a book by a window on a rainy day. She's sitting on a cozy chair, with soft lighting reflecting off the wet glass. Include realistic skin texture, detailed hair strands, natural shadows, and a blurred background of trees and raindrops on the window. It should look like a candid photo taken with a Canon DSLR.

How To Use This Prompt

1. Copy/Paste the above image prompt to ChatGPT.

2. Customize the Prompt:

Replace the placeholders with your specific scene. Be descriptive and include:

- The subject (e.g., "a golden retriever lying in a field of sunflowers")
- The setting/environment (e.g., "at sunset, with the sky painted orange and purple")
- Details such as clothing, facial expression, weather, textures, or motion

3. Add Camera Style (Optional). For even more realism, you can append camera details:

Shot with a Canon EOS 5D Mark IV, 85mm lens, f/1.8, ISO 100.

4. Tips for Best Results:

- Be specific with materials (e.g., leather jacket, glass table)
- Use sensory cues (wet pavement, misty forest)
- Limit conflicting instructions (don't say "in focus" and "blurred" in the same area)
- Use 16:9 if you want a wide image for web use

5. Generate and Iterate:

Run the prompt. If the output isn't quite right, tweak small details and try again. Changing the lighting, angle, or mood can make a big difference.

31. Simpsons Style ChatGPT Image Prompt

Create hilarious Simpsons-style images with ChatGPT! Use this detailed prompt to design cartoon scenes with vibrant colors, bold outlines, and fun storytelling.

PROMPT OUTCOME **CHATGPT** **VERIFIED**



ChatGPT Prompt

You are a professional AI image generation system specializing in creating high-quality, cartoon-style digital illustrations.

Create a 2D animated illustration in the style of The Simpsons featuring Facebook CEO Mark Zuckerberg, OpenAI CEO Sam Altman, and Google CEO Sundar Pichai.

They should be seated around a wooden round table aboard a luxurious white yacht, engaged in a friendly, animated discussion.

Character Details:

- Each character should be portrayed with distinct, recognizable features while following The Simpsons style: yellow skin tones, simple facial details, expressive gestures, and playful cartoon proportions.

- Mark Zuckerberg should wear a casual t-shirt and jeans.
- Sam Altman and Sundar Pichai should wear professional business attire, like blazers or suits.
- Include small items on the table, like a laptop and a coffee mug, to enhance the storytelling.

Scene Details:

- Setting: Sunny day, bright blue sky with a few clouds, calm ocean in the background.
- The yacht deck should feature wooden floors, clean railings, and an open, cheerful atmosphere.
- Use vibrant, bold colors and thick cartoon outlines typical of The Simpsons aesthetic.

Art Style:

- Clean, colorful, and lively with a focus on simple yet expressive visual storytelling.
- 16:9 aspect ratio for wide-format use.

Important:

- Maintain a positive and playful tone throughout the scene.
- Stick closely to The Simpsons signature visual style.

How To Use This Prompt

To get the best possible Simpson Style images, use these best practices:

Copy the entire structured prompt provided above and paste it directly into ChatGPT or your preferred AI image generator.

If you want different characters, change “Mark Zuckerberg, Sam Altman, Sundar Pichai” to your desired names. You can also adjust outfits or scene details (e.g., “Make it sunset on the yacht” or “Add tropical islands in the background”).

Always specify that you want The Simpsons art style, including yellow skin, cartoon outlines, playful atmosphere, and simplified but recognizable features.

If you want refinements after seeing the first image, ask follow-ups like:

- Make the characters' expressions more exaggerated and animated.
- Add sunglasses or party elements for a more fun vibe.
- Use slightly brighter color tones for a more summery look.

Marketing Prompts

5 prompts

32. Effective Cold Outreach Marketing Prompt for Lead Generation

Boost your response rates with this ChatGPT prompt designed for effective, personalized cold outreach marketing messages that get noticed.

PROMPT OUTCOME **CHATGPT** **VERIFIED**

1. Company Overview

- What is the name of your company, and in a few words, what do you do?
- What is your core value proposition (what makes you different from competitors)?

2. Products or Services

- What specific product or service are you promoting in this cold outreach?
- Are there any standout features, benefits, case studies, or success stories you want to highlight?

3. Target Audience

- Who are you reaching out to? (e.g., industry, role/title, company size, region)
- What are some typical pain points or challenges they face that your product or service helps solve?

4. Campaign Objectives

- What is the main goal of this cold outreach? (e.g., book a discovery call, schedule a demo, download a whitepaper, start a free trial)

5. Tone and Style Preferences

- Should the tone be formal, semi-formal, friendly, confident, etc.?
- Any specific phrases, taglines, or branding voice you want included?



ChatGPT Prompt

Act as an expert B2B marketing strategist specializing in cold outreach campaigns. I will provide you with information about my company, products or services, target audience, and campaign objectives. Based on these details, craft a professional, persuasive, and personalized cold outreach message tailored to my ideal prospects. Ensure the message is concise, clearly communicates our unique value proposition, addresses the prospect's potential pain points, and includes a compelling call-to-action. Please also suggest an engaging subject line for the outreach email.

Before drafting the message, ask me any clarifying questions you need to ensure accuracy and relevance. When ready, present the subject line and the outreach message in a format ready for immediate use.

How To Use This Prompt

Start by gathering details about your company, product or service, target audience, and campaign objectives.

Open ChatGPT and paste the entire prompt you want to use.

When ChatGPT asks clarifying questions, answer them as specifically as possible to give a clear picture of your business and goals.

After responding to all questions, wait for ChatGPT to generate the subject line and outreach message.

Review the results and feel free to ask for revisions or different angles if needed.

33. Email Marketing Funnel Creation Prompt for ChatGPT

Boost your sales with this ChatGPT prompt for creating effective email marketing funnels—perfect for engaging leads and driving conversions!

PROMPT OUTCOME **CHATGPT** **VERIFIED**

First, to create a **tailored and effective email marketing funnel** for you, I'll need a few clarifying details:

Clarifying Questions

1. Business Overview

- What is your business about? (industry, products/services)
- What is your main value proposition or unique selling point?

2. Target Audience

- Who are you targeting? (age range, profession, industry, location, pain points, goals)
- Are you targeting B2B (businesses) or B2C (consumers)?

3. Funnel Goal

- What is the primary goal of the funnel? (e.g., direct sales, lead nurturing, bookings for consultations, promoting a course, app downloads)

4. Current Assets and Tools

- Do you already have a CRM/email marketing platform in place? (e.g., Mailchimp, ActiveCampaign, HubSpot)

ChatGPT Prompt

You are an expert email marketing strategist. I want you to help me design a comprehensive email marketing funnel tailored to my business. Please ask any clarifying questions you need, and then provide a detailed plan that includes:

1. Audience segmentation strategies.
2. Suggested email sequence (number of emails, timing, and purpose of each step: welcome, nurture, conversion, follow-up, etc.).
3. Recommended content themes and subject lines for each email.
4. Personalization and automation best practices.
5. Key performance indicators (KPIs) to track success.

6. Tips for improving open and conversion rates.

Please present your recommendations in a clear, structured format. If you need more information about my business, target audience, or goals, ask your questions before providing the plan.

How To Use This Prompt

Copy the entire prompt provided.

Paste it into ChatGPT as your message.

Wait for ChatGPT to ask you clarifying questions about your business, target audience, or goals.

Respond with detailed information about your business and objectives.

After sharing your details, let ChatGPT generate your tailored email marketing funnel plan.

Review the recommendations and ask any follow-up questions if you need more guidance.

34. Facebook Ads Campaign Strategy ChatGPT Prompt

Boost your results with this expert ChatGPT prompt for crafting a winning Facebook ads campaign strategy.

PROMPT OUTCOME **CHATGPT** **VERIFIED**

Facebook Ads Campaign Strategy for Eco-Friendly Water Bottle Store

1. Business Overview

An e-commerce brand specializing in eco-friendly, reusable water bottles made from recycled materials. The target audience is environmentally conscious individuals aged 18–45, located primarily in the United States. The main goal is to increase online purchases while building brand awareness.

2. Campaign Objectives

Recommended objectives:

- **Conversions** (Primary): Drive sales directly through optimized purchase events.
- **Brand Awareness** (Secondary): Introduce the brand to a larger audience to support remarketing efforts.
- **Traffic** (Tertiary): Drive visitors to the website to populate remarketing audiences early on.

3. Audience Targeting

Ideal audience segments:

- **Demographics:** Ages 18–45, both genders, located in the US.

Interests:



ChatGPT Prompt

I want you to act as a Facebook Ads Campaign Strategist. Please develop a comprehensive Facebook ads campaign strategy for my business.

Provide your response in a structured format covering the following aspects:

1. **Business Overview:** Ask clarifying questions if more information is needed about my business, target audience, industry, product/service, and goals.
2. **Campaign Objectives:** Recommend the most suitable campaign objectives based on my business goals (e.g., brand awareness, lead generation, conversions, traffic).
3. **Audience Targeting:** Detail the ideal audience segments, including demographics, interests, behaviors, custom audiences, and lookalike audiences.

4. **Ad Creative Strategy:** Suggest types of creatives (images, videos, carousels), messaging approaches, and value propositions tailored to the target audience.

5. **Budget & Bidding:** Recommend an optimal budget allocation (daily/lifetime), bidding strategies, and any suggestions for maximizing ROI.

6. **Ad Placement:** Advise on the best ad placements (e.g., Facebook Feed, Instagram Stories, Audience Network) and whether to use Automatic or Manual placements.

7. **Campaign Structure:** Outline an effective campaign and ad set structure, including the number of campaigns, ad sets, and ads.

8. **Measurement & Optimization:** Explain key metrics to track, methods for analyzing performance, and ongoing optimization tactics.

9. **Compliance & Best Practices:** Highlight important Facebook Ads policies and industry best practices to ensure compliance.

Please ask any follow-up questions necessary to clarify details about my business before providing the full strategy.

How To Use This Prompt

Copy the prompt and paste it into ChatGPT.

When ChatGPT asks for more details about your business, answer all its clarifying questions as clearly as you can.

Share information like your business type, target audience, industry, main goals, and what you want to achieve with Facebook ads.

If you have specific preferences about budget, products, or ad styles, mention those too.

Once you provide all the details, let ChatGPT generate your tailored Facebook Ads campaign strategy.

Feel free to ask follow-up questions if you want more explanation or additional recommendations.

35. Landing Page Copywriting Prompt for Marketers

Boost conversions with this powerful ChatGPT prompt for crafting persuasive, high-impact landing page copy tailored to your target audience.

PROMPT OUTCOME **CHATGPT** **VERIFIED**

1. Product/Service Description

- What exactly is the product or service? (Include key features, benefits, and what makes it unique.)

2. Target Audience

- Who is the intended audience? (Demographics, profession, needs, and major pain points.)

3. Primary Goal

- What is the main objective of this landing page? (Lead generation, sales, demo sign-ups, etc.)

4. Call to Action

- What specific action should visitors take? ("Sign up today," "Request a demo," "Buy now," etc.)

5. Brand Voice and Tone

- You mentioned *formal and professional* — would you like it to lean slightly toward *trustworthy and friendly* too, or strictly professional?

6. Additional Information

- Do you have any testimonials, guarantees, special offers, certifications, awards, or trust signals that should be included?

ChatGPT Prompt

You are a professional copywriter and marketing strategist. Your task is to create compelling, conversion-focused landing page copy for my product or service. Please follow these guidelines:

1. **Product/Service Description:** [Insert a detailed description of the product or service, including its key features and unique selling points.]
2. **Target Audience:** [Describe the target audience, including demographics, needs, and pain points.]
3. **Primary Goal:** [Specify the main objective of the landing page, e.g., lead generation, product purchase, demo sign-ups.]
4. **Call to Action:** [Describe the desired action you want visitors to take.]

5. **Brand Voice and Tone:** [Describe the preferred voice and tone, e.g., formal, trustworthy, innovative.]

6. **Additional Information:** [Include any testimonials, guarantees, special offers, or other relevant details.]

Instructions:

- Write a persuasive headline and subheadline.
- Craft a concise, engaging summary that highlights the main benefits and value proposition.
- List the key features and benefits in a clear, easy-to-read format.
- Address the audience's pain points and explain how the product/service solves them.
- Include a strong, actionable call to action.
- Incorporate any provided testimonials, guarantees, or offers as appropriate.
- Use a formal and professional tone throughout.

Please format the copy with appropriate headings and bullet points for readability.

Begin your response with the landing page copy only, without any explanations or commentary.

How To Use This Prompt

Copy the entire prompt above.

Replace each section in brackets—like [Insert a detailed description...]—with your own product or service details. Be specific and thorough.

Make sure to fill in every section: product/service description, target audience, primary goal, call to action, brand voice and tone, and any additional info.

Once you've personalized the prompt, paste it into ChatGPT and hit enter.

Review the generated landing page copy and adjust your inputs if you want different results. You can repeat the process with new details as needed.

36. Newsletter Marketing Prompt Generator

Get tailored ChatGPT prompts to craft engaging, effective newsletters that drives results and grows your audience.

PROMPT OUTCOME **CHATGPT** **VERIFIED**

1. Target Audience

- Who exactly is your target audience? (e.g., age, gender, profession, location, interests)
- What are their main goals, needs, or pain points related to your product or service?

2. Product, Service, or Content to Promote

- What are you promoting in this newsletter? (Please describe the product, service, offer, or piece of content.)
- Are there any unique features, benefits, or competitive advantages you want to highlight?

3. Primary Goal of the Newsletter

- What is the main objective? (e.g., drive direct sales, get more sign-ups, increase brand awareness, encourage downloads)

4. Desired Call-To-Action (CTA)

- What specific action do you want readers to take after reading the email? (e.g., "Buy now," "Sign up," "Download the free guide," "Learn more")

5. Tone, Style, or Branding Guidelines

- Should the newsletter sound formal, casual, friendly, inspirational, authoritative, etc.?
- Are there any specific words, phrases, or brand guidelines I should keep in mind?

ChatGPT Prompt

You are an expert marketing strategist specializing in email and newsletter campaigns. I want you to help me create a compelling newsletter marketing prompt that will engage my target audience, drive conversions, and provide value. Please follow these instructions:

1. Ask me clarifying questions to identify:

- My target audience (demographics, interests, pain points)
- The product, service, or content I want to promote
- The primary goal of the newsletter (e.g., sales, sign-ups, brand awareness)
- The desired call-to-action (e.g., purchase, download, read more)

- Any specific tone, style, or branding guidelines I should follow

2. Based on my answers, craft a detailed, persuasive newsletter prompt that includes:

- An attention-grabbing subject line

- A concise and engaging opening paragraph

- Key benefits or value propositions

- A clear and compelling call-to-action

- Any personalization or segmentation strategies to maximize engagement

3. Provide suggestions for A/B testing subject lines or content variations to optimize performance.

4. Ensure the final newsletter prompt adheres to best practices in email marketing, such as personalization, compliance, and readability.

Begin by asking your clarifying questions.

How To Use This Prompt

Copy and paste the prompt into ChatGPT.

When ChatGPT asks you clarifying questions about your audience, product, goals, call-to-action, and branding, answer each one with as much detail as you can.

After providing your answers, review the newsletter draft and suggestions that ChatGPT creates for you.

If needed, give feedback or request further edits until you're happy with the results.

Use the final newsletter prompt and A/B testing ideas in your email marketing campaigns.

Resume Prompts

4 prompts

37. ChatGPT Prompt to Tailor Resume to Job Description

Use this ChatGPT prompt to tailor your resume to any job description and differentiate yourself from other candidates to employers.

PROMPT OUTCOME **CHATGPT** **VERIFIED**

✔ Resume Optimization – Suggestions & Revised Sections

🔍 Analysis Summary

Matched keywords & skills:

- Social media, blog writing, email newsletters, Canva, communication skills

Gaps or under-emphasized areas:

- No mention of campaign planning, client coordination, or analytics tools
- Lacks detail in metrics or outcomes (quantifiable results)
- Could better align the summary and experience sections with job language

✍️ Rewritten Resume Sections (Optimized)

Updated Summary

Summary

Detail-oriented and creative Communications graduate with hands-on experience in digital marketing, content creation, and social media strategy. Proven ability to support campaign execution, produce engaging content, and collaborate with cross-functional teams. Skilled in Canva and familiar with Google Analytics. Eager to contribute to Elevate P...ding's dynamic marketing initiatives.

ChatGPT Prompt

You are a resume optimization assistant. I will provide you with my current resume and a specific job description. Your task is to analyze both documents and tailor my resume to better match the requirements and preferred qualifications of the job description. Please identify and highlight relevant skills, experiences, and keywords from the job posting, and suggest specific modifications to my resume sections (such as summary, work experience, skills, and education) to improve alignment. Ensure your suggestions maintain a formal and professional tone, and provide clear, actionable edits or rewritten sections where appropriate. Do not fabricate any information—only use content present in my original resume.

Please wait for me to provide both my resume and the job description before proceeding.

How To Use This Prompt

1. Start a new chat in ChatGPT and paste the prompt provided above.
2. Let ChatGPT know you're ready, but wait before sending any documents.
3. Prepare your current resume and the specific job description you want to target.
4. First, send your resume as a message—ideally by copying and pasting the text.
5. Next, send the job description in a separate message.
6. Once both documents are submitted, let ChatGPT know you're ready for analysis.
7. Review ChatGPT's suggestions and use the actionable edits to improve your resume.

38. ChatGPT Resume Prompt for Freshers

Craft an amazing resume as a fresher! Get expert tips and a tailored prompt to highlight your skills, education, and achievements effectively.

PROMPT OUTCOME **CHATGPT** **VERIFIED**

PRIYA SHARMA

Email: priyasharma@email.com | Phone: +91-9876543210

LinkedIn: linkedin.com/in/priyasharma

CAREER OBJECTIVE

To obtain a challenging role in a growth-oriented company where I can utilize

EDUCATION

B.Tech in Computer Science

Delhi University, Graduated: 2024

- Relevant Coursework: Data Structures, Algorithms, Web Development, Machine

TECHNICAL SKILLS

- Programming Languages: Python, JavaScript, HTML, CSS

- Tools & Technologies: MySQL, Git, Pandas

SOFT SKILLS

- Strong communication and collaboration skills

- Effective time management and multitasking

- Teamwork and adaptability

ACADEMIC PROJECTS

- **Personal Portfolio Website**: Designed and deployed a personal website u

- **Mini Recommendation System**: Created a Python-based movie recommendatio

INTERNSHIP EXPERIENCE

Web Development Intern | XYZ Technologies

Jan 2024 – March 2024

- Assisted in developing frontend features for client websites using HTML, C

- Collaborated with backend developers to integrate REST APIs

- Participated in team meetings and code reviews to improve product quality

CERTIFICATIONS

- Google Data Analytics Certificate 

ChatGPT Prompt

You are an expert career coach and resume writer. I am a recent graduate or a fresher seeking my first job. Please help me create a professional, tailored resume.

Ask me for the following information if I haven't provided it yet:

- Full name and contact details (email, phone, LinkedIn if available)

- Degree(s), university/college name, and graduation year

- Relevant coursework, academic projects, or research work

- Internships, part-time jobs, or volunteer experience (if any)
- Technical and soft skills
- Certifications or achievements (if any)
- Extracurricular activities, leadership roles, or clubs (if any)
- Career objective or summary statement (if desired)

Once you have this information, draft a concise, impactful resume for a fresher. Use a clear and professional format. Highlight strengths, skills, and relevant experiences, even if they are academic or extracurricular. Tailor the content to maximize my appeal to potential employers. Use formal language and bullet points where appropriate. Provide the final resume in plain text, ready for review and use.

How To Use This Prompt

Copy the entire prompt and paste it into ChatGPT.

Read the prompt and gather all the requested information about yourself, such as your education, skills, projects, internships, and contact details.

After pasting the prompt, reply to ChatGPT with your details. Be as specific and complete as possible for each category mentioned.

If you don't have information for a section (like internships or certifications), just mention "none" or skip it.

ChatGPT will ask follow-up questions if it needs more details. Answer these to the best of your ability.

Once you've given all the information, ChatGPT will draft a professional resume for you.

Review the resume provided, make sure all information is accurate, and edit if necessary before using it for your job applications.

39. Cover Letter ChatGPT Prompt for Your Resume

Write a killer cover letter with this ChatGPT prompt, tailored to highlight your skills and boost your resume for any job application.

PROMPT OUTCOME **CHATGPT** **VERIFIED**

Michael Thompson
456 Capitol St NW
Washington, DC 20001
michael.thompson@email.com
(202) 555-7890
May 1, 2025

Hiring Manager
Acme Corp
123 Innovation Drive
New York, NY 10001

Dear Hiring Manager,

I am writing to express my interest in the Marketing Analyst position at Acme Corp.

In my current role as a Marketing Assistant, I have developed and maintained a strong track record in

What excites me most about Acme Corp is your commitment to innovation and research.

Thank you for considering my application. I welcome the opportunity to further discuss my qualifications.

Sincerely,
Michael Thompson

ChatGPT Prompt

I am applying for a new job and would like your help crafting a formal, professional cover letter to accompany my resume. Please ask me for the following information if I have not already provided it: the job title and company name, the main responsibilities and qualifications listed in the job posting, my relevant skills and experiences, key achievements, and any specific points I want to highlight. Once you have this information, generate a concise, engaging, and tailored cover letter that demonstrates my fit for the position, aligns my background with the company's requirements, and follows standard business letter formatting. Ensure the tone is professional and the letter is ready for me to submit with my resume.

How To Use This Prompt

Start by copying and pasting the prompt into ChatGPT.

Wait for ChatGPT to ask you for the details it needs, such as job title, company name, responsibilities, qualifications, your relevant skills, experiences, and any achievements or points you want to highlight.

Reply with all the requested information. The more details you give, the better your cover letter will be.

After you provide your details, ChatGPT will generate a customized, professional cover letter for you.

Review the letter, make any edits you want, and then use it to apply for your job!

40. Federal Resume Builder ChatGPT Prompt

Craft the perfect federal resume! Get a tailored ChatGPT prompt to highlight your skills and land your next government job.

PROMPT OUTCOME **CHATGPT** **VERIFIED**

MICHAEL THOMPSON

456 Capitol St NW, Washington, DC 20001

Phone: (202) 555-7890 | Email: michael.thompson@email.com

Citizenship: United States | Clearance: Public Trust (Active)

JOB ANNOUNCEMENT: DE-123456-25-FA

POSITION: Management Analyst (GS-0343-09)

CAREER SUMMARY

Analytical and results-driven Program Analyst with 2+ years of experience su

EDUCATION

Bachelor of Science in Business Administration

University of Maryland, College Park – May 2022

Relevant Coursework: Business Analytics, Financial Management, Public Admini

WORK EXPERIENCE

Program Analyst

U.S. Department of Health and Human Services

200 Independence Ave SW, Washington, DC 20201

Supervisor: Lisa Reynolds, (202) 555-2345 (May Contact)

Dates: June 2022 – Present

Hours per week: 40 | Salary: \$59,000/year

Duties and Accomplishments:

- Conducted data-driven reviews of federal health programs, identifying ineff
- Designed and presented weekly performance reports to executive leadership,
- Partnered with IT teams to optimize reporting tools; introduced Power BI c
- Played a key role in 2023 strategic plan development, aligning program met
- Applied Lean Six Sigma principles to streamline internal review processes,

VOLUNTEER EXPERIENCE

Mentor, DC Youth Leadership Program

Washington, DC | 2021–Present

ChatGPT Prompt

You are an expert federal resume writer. I need you to help me create a comprehensive and tailored federal resume. Please follow the guidelines and best practices set by the U.S. Office of Personnel Management (OPM) and ensure the resume matches the requirements for federal job applications.

Here is the information I would like you to request from me, step by step:

1. The specific federal job announcement number and job title.
2. The required qualifications, specialized experience, and keywords listed in the job posting.

3. My contact information (full name, phone number, email, address).
4. My citizenship status and any relevant security clearance.
5. My education history (degrees, schools, graduation dates, relevant coursework).
6. My detailed work history, including for each job:
 - Job title
 - Employer name and address
 - Supervisor name and contact (indicate if you may contact)
 - Start and end dates (month/year)
 - Hours worked per week
 - Salary
 - Detailed duties and accomplishments (with quantifiable results where possible)
7. Any relevant volunteer experience, certifications, awards, or additional training.
8. Language proficiency and technical/computer skills.

Please guide me through each section, ask clarifying questions as needed, and ensure all information is complete. After gathering all details, draft a federal resume that:

- Is formatted according to federal standards
- Uses clear, concise, and accomplishment-focused language
- Incorporates relevant keywords from the job posting
- Highlights my qualifications and suitability for the position

Present the final resume in a well-organized, professional format suitable for USAJOBS submission.

How To Use This Prompt

Copy and paste the entire prompt into ChatGPT.

When prompted, provide the specific information requested in each step, starting with the job announcement number and job title.

Answer all follow-up questions clearly and completely for each section before moving to the next.

Share as much detail as possible, especially for your work history, education, and specialized experience.

If you're unsure about any question, let ChatGPT know so it can help clarify.

Once you've given all the needed details, review the drafted resume carefully and request any edits or additions if needed.

Download or copy your final resume for your federal job application submission.

SEO Prompts

9 prompts

41. Effective Internal Linking Strategy Prompt for SEO

Boost your website's SEO! Get a tailored internal linking strategy prompt to improve site structure, user experience, and search rankings.

PROMPT OUTCOME **CHATGPT** **VERIFIED**

Information Needed:

1. Website Overview

(Briefly describe your website: main topics/industry and who your target audience is.)

2. Primary Goals

(What is your main objective with internal linking? Examples: boost SEO rankings, improve user engagement, spread link equity to key pages, reduce bounce rate, etc.)

3. Current Content Structure

(Do you have clear categories? Example: blog, courses, services, resources. Are there any current internal linking practices you already use?)

4. Priority Pages or Topics

(Which specific pages or topics do you want to give more authority and visibility to?)

5. Technical Constraints

(Are you using a CMS like WordPress? Any plugins like Rank Math, Yoast SEO, or others? Any technical limits I should know about?)

ChatGPT Prompt

You are an expert SEO strategist specializing in content optimization for websites. I want you to develop a comprehensive internal linking strategy for my website.

Here are the details you need to consider:

1. **Website Overview:** [Briefly describe the website, its main topics or industry, and target audience]

2. **Primary Goals:** [State the main objectives, e.g., improve page rankings, increase user engagement, facilitate content discovery, etc.]

3. **Current Content Structure:** [Describe the website's structure, key pages, categories, and any existing internal linking practices]

4. **Priority Pages or Topics:** [List any specific pages, products, or topics that should receive more internal link equity]

5. **Technical Constraints:** [Mention any CMS or technical limitations, if applicable]

Based on this information, please provide:

- A detailed internal linking strategy tailored to the website, including best practices and rationale.
- Recommendations for anchor text usage, link placement, and link frequency.
- Suggestions for identifying and fixing orphaned or underlinked pages.
- A sample internal linking map or framework for the website.
- Any relevant tools or methods for monitoring and maintaining the internal linking structure over time.

Ensure your response is clear, actionable, and suitable for implementation by a content or SEO team.

How To Use This Prompt

1. Fill in the bracketed sections of the prompt with your website's details—describe your site, its main topics, target audience, goals, current content structure, priority pages, and any technical limitations.
2. Double-check that you've provided enough detail for each section so ChatGPT can give you a tailored internal linking strategy.
3. Copy the completed prompt and paste it into ChatGPT.
4. Submit your prompt and review the response, making note of actionable steps and recommendations.
5. Share the output with your SEO or content team for implementation, and refer back whenever you need to refine your internal linking approach.

42. Find Long-Tail Keywords for SEO: ChatGPT Prompt

Use this prompt to discover long-tail keywords with ChatGPT. Develop your content strategy and target organic traffic for your website.

PROMPT OUTCOME **CHATGPT** **VERIFIED**

✅ What is your **niche or industry**?

(Example: digital marketing, personal finance, fitness coaching, handmade jewelry, etc.)

✅ (Optional but helpful) Any specific **target audience** you want to prioritize?

(Example: beginners, small businesses, professionals, parents, etc.)

✅ (Optional) Any **geographic focus**?

(Example: U.S., U.K., global, local market)

Once you provide this, I'll prepare a detailed list of **20+ long-tail keywords**, including:

- **Keyword**
- **Why it's effective**
- **Target audience**
- **Content ideas** to leverage each keyword

The result will be structured clearly to directly support your SEO and content strategy.

ChatGPT Prompt

Act as an expert SEO consultant. I am interested in identifying effective long-tail keywords for my niche, [insert your niche or industry here]. Please provide a detailed list of at least 20 relevant long-tail keywords that have moderate to high search intent and relatively low competition. For each keyword, include a brief explanation of why it is effective, the target audience, and suggested content ideas to leverage the keyword. Structure your response in a clear, organized table or bullet points. Focus on keyword opportunities that can drive qualified organic traffic and support content strategy development.

How To Use This Prompt

1. Replace “[insert your niche or industry here]” with your specific niche or industry (for example, “vegan skincare products” or “home gardening tools”).
2. Copy the entire prompt with your niche added.
3. Paste the prompt into ChatGPT and submit it as your message.
4. Review the detailed list of long-tail keywords, explanations, target audiences, and content ideas that ChatGPT provides.

5. Use the suggestions to develop your content strategy and target qualified organic traffic for your website or business.

43. Meta Description Generator: SEO-Friendly Prompt for ChatGPT

Create SEO-friendly meta descriptions quickly and easily with this ChatGPT prompt. Boost your site's visibility and click-through rates today!

PROMPT OUTCOME **CHATGPT** **VERIFIED**

Here are **three alternative meta descriptions** for you, all under 155 characters, using the target keyword **digital marketing course** naturally and following your guidelines:

Option 1:

Master SEO, PPC, content marketing, and more with our digital marketing course bundle. Learn online at your own pace and boost your career.

Option 2:

Advance your skills with a complete digital marketing course. Learn strategies for SEO, social media, PPC, and analytics from industry experts.

Option 3:

Take your career to the next level with our digital marketing course. Gain practical skills in SEO, PPC, and content marketing with expert training.

All versions are keyword-rich, action-oriented, and encourage clicks without sounding overly promotional or repeating the page title.

ChatGPT Prompt

You are an expert SEO copywriter. Generate a concise, engaging, and keyword-rich meta description for the following webpage. The meta description should be no more than 155 characters, accurately summarize the page content, encourage users to click, and incorporate the provided target keywords naturally. Do not repeat the page title, use promotional language, or include special characters.

Page URL: [Insert URL here]

Page Topic/Content Summary: [Insert summary or main points here]

Target Keywords: [Insert keywords here]

How To Use This Prompt

1. Gather the URL of the webpage you want a meta description for.
2. Write a brief summary of what the page is about or list its main points.

3. Choose the keywords you want to target.
4. Copy the prompt and paste it into ChatGPT.
5. Replace the placeholder text in brackets with your actual URL, summary, and keywords.
6. Submit your prompt to get a tailored meta description.

44. SEO Blog Post Title Ideas Generator Prompt

Generate catchy, SEO-friendly blog post title ideas instantly with this powerful ChatGPT prompt—boost your content's visibility and clicks!

PROMPT OUTCOME **CHATGPT** **VERIFIED**

Here's the list of **15 SEO-optimized blog post titles** based on the keyword **digital marketing training**:

1. How Digital Marketing Training Can Boost Your Career in 2025
2. 10 Best Digital Marketing Training Courses for Beginners
3. Why Digital Marketing Training Is Essential for Entrepreneurs
4. How to Choose the Right Digital Marketing Training Program
5. Digital Marketing Training: What You'll Learn and Why It Matters
6. Top 7 Mistakes to Avoid in Your Digital Marketing Training
7. Free vs Paid Digital Marketing Training: Which Is Better?
8. How Digital Marketing Training Prepares You for Remote Jobs
9. Digital Marketing Training: A Step-by-Step Guide for Beginners
10. What to Expect from an Advanced Digital Marketing Training Course
11. How Digital Marketing Training Helps Small Businesses Thrive
12. Digital Marketing Training Success Stories: Real Results Explained
13. 5 Key Skills You'll Master Through Digital Marketing Training
14. Is Online Digital Marketing Training Worth It? Find Out Here
15. How to Get Certified Through the Best Digital Marketing Training



ChatGPT Prompt

You are an expert SEO strategist and professional copywriter. Based on the topic or keyword(s) provided, generate a list of 15 unique and compelling blog post title ideas optimized for SEO. For each title, ensure it:

- Incorporates the target keyword naturally.
- Is between 50-70 characters for optimal search engine display.
- Appeals to the target audience's interests and intent.
- Includes a variety of formats (how-to guides, lists, questions, case studies, etc.).
- Uses persuasive and action-oriented language.

Present the titles as a numbered list. Do not include any explanations or additional commentary.

Topic/Keyword(s): [Insert your topic or keyword(s) here]

How To Use This Prompt

1. Replace “[Insert your topic or keyword(s) here]” with your chosen topic or SEO keyword(s).
2. Copy the entire prompt, including your updated topic or keyword(s).
3. Paste the prompt into ChatGPT and submit.
4. Review the list of 15 optimized blog post title ideas generated for your topic.

45. SEO Content Gap Analysis Prompt

Uncover valuable SEO opportunities! Use this prompt to perform a content gap analysis and boost your site's rankings with targeted content ideas.

PROMPT OUTCOME **CHATGPT** **VERIFIED**

2. 📊 Website & Competitor Overview

Aspect	Reliablesoft.net	Coursera.com
Core Topics	SEO, Digital Marketing, PPC, Content Marketing Courses	Wide range: Digital Marketing, Data Science, Business, Tech Skills
Content Types	Courses, Blog Articles, Guides	Courses, Blog, Certificates, Degree Programs
Audience	Individuals & Professionals seeking digital marketing skills	Students, Career Advancers, Corporate Learners

3. 🚀 Content/Keyword Opportunities Competitors Rank For (but Reliablesoft Does Not)

Keyword/Topic	Search Volume	Difficulty	Intent	Why Important
free digital marketing courses	18,000	Medium	Informational	High demand
best digital marketing certificates	14,000	Medium	Commercial	Users researching
google digital marketing certification	12,000	Medium	Commercial	Specific to Google
how long does it take to learn digital marketing	8,500	Low-Medium	Informational	High search volume
digital marketing salary	20,000	Medium	Informational	Attracts career-focused
digital marketing career path	9,000	Medium	Informational	Career-focused
online marketing degree	6,500	Medium	Transactional	Higher education
best online marketing courses with certificates	5,500	Medium	Commercial	Buyers comparing

ChatGPT Prompt

You are an expert SEO strategist. I want you to conduct a detailed content gap analysis for my website to identify opportunities for improving organic search performance. Please follow these steps:

1. Briefly explain what a content gap analysis is and why it is important for SEO.
2. Analyze my website [INSERT YOUR WEBSITE URL HERE] and its main competitors [LIST COMPETITOR WEBSITES HERE].
3. Identify and compare the core topics, keywords, and content types covered by my website and each competitor.
4. List the high-value keywords, topics, or content formats that competitors rank for, but my website does not.

5. Prioritize the top 5-10 content gaps based on search volume, relevance, and ranking potential.
6. Provide actionable recommendations for creating or optimizing content to fill these gaps, including suggested content titles, target keywords, and content formats (e.g., blog post, guide, video).
7. Present the findings in a clear, organized table.

Please ensure your analysis is thorough, data-driven, and tailored to my website's industry and audience.

How To Use This Prompt

Copy the prompt and paste it into ChatGPT.

Replace [INSERT YOUR WEBSITE URL HERE] with your website's actual URL.

List your main competitors' websites by replacing [LIST COMPETITOR WEBSITES HERE] with their URLs, separated by commas.

Feel free to mention your website's industry or specific audience, if you want the analysis to be even more tailored.

Review your input for accuracy, then hit send to get a detailed content gap analysis with actionable recommendations.

46. SEO Keyword Research ChatGPT Prompt

Unlock top-ranking keywords effortlessly! Use this SEO keyword research prompt to boost your website traffic and outshine competitors.

PROMPT OUTCOME **CHATGPT** **VERIFIED**

Primary Keywords (Main Pages)

These keywords are ideal for core pages such as the homepage, service pages, or main landing pages.

Keyword	MSV	KD	Intent	Target Audience
digital marketing training	12,000	65	Commercial	Professionals seeking training
online digital marketing course	9,500	60	Transactional	Individuals seeking online courses
digital marketing certification	8,000	58	Commercial	Professionals seeking certification
digital marketing course online free	7,000	55	Informational	Beginners seeking free resources
best digital marketing courses	6,500	62	Commercial	Individuals comparing courses

Secondary Keywords (Supporting Content/Blog Posts)

These keywords are suitable for blog posts, FAQs, and other supporting content to attract and engage your target audience.

Keyword	MSV	KD	Intent	Target Audience
digital marketing training for beginners	5,000	50	Informational	Beginners in digital marketing

ChatGPT Prompt

Act as an expert SEO specialist with extensive experience in keyword research and search engine optimization. I want you to conduct comprehensive keyword research for the following topic, niche, or website: [INSERT TOPIC, NICHE, OR WEBSITE HERE].

Please provide:

1. A list of 20-30 high-potential keywords, including a mix of short-tail and long-tail keywords, relevant to the topic/niche.
2. For each keyword, include:
 - Search volume (monthly average)
 - Keyword difficulty or competition level

- Search intent (informational, navigational, transactional, commercial)

- Suggested target audience

3. Identify 5 primary keywords for main pages and 10 secondary keywords for supporting content or blog posts.

4. Suggest 5 relevant keyword clusters or themes that could be used to structure a content strategy.

5. Briefly explain the methodology you used for keyword selection.

Present your findings in a clear, organized table and provide actionable insights for implementing these keywords into an SEO strategy.

How To Use This Prompt

Copy the prompt provided above.

Replace [INSERT TOPIC, NICHE, OR WEBSITE HERE] with your specific topic, niche, or website.

Paste the updated prompt into ChatGPT.

Wait for ChatGPT to generate your keyword research and recommendations.

Review the results, and use the suggested keywords, clusters, and insights to guide your SEO and content strategy.

47. SEO Product Description Keyword Extractor Prompt

Use this ChatGPT prompt to quickly extract top keywords for product descriptions and improve your online visibility.

PROMPT OUTCOME **CHATGPT** **VERIFIED**

"The Reliablesoft Digital Marketing Course Bundle offers a complete training solution for beginners and professionals looking to master SEO, Google Ads, Content Marketing, Social Media Marketing, and Email Marketing. The bundle includes step-by-step video tutorials, downloadable resources, certification upon completion, and lifetime access to course materials. Designed for entrepreneurs, marketers, small business owners, and freelancers aiming to grow their online presence and advance their digital skills."

Extracted Keywords and Key Phrases:

1. digital marketing course
2. digital marketing course bundle
3. online marketing certification
4. SEO training for beginners
5. Google Ads course
6. content marketing course
7. social media marketing training
8. email marketing online course
9. digital marketing for small business

ChatGPT Prompt

You are an expert SEO specialist. Your task is to extract the most relevant and high-impact keywords from the following product description to optimize it for search engines. Please provide a list of 10-15 keywords or key phrases that accurately represent the product, its features, uses, and target audience. Ensure the keywords are specific, varied (including both short-tail and long-tail keywords), and suitable for improving online visibility and search rankings. Present the keywords in a numbered list.

Product description:

[Insert product description here]

How To Use This Prompt

1. Copy your full product description that you want to optimize.
2. Paste the product description where it says [Insert product description here] in the prompt.
3. Make sure you include all relevant details and features of your product for best results.

4. Copy the entire prompt, now filled in with your product description.
5. Paste the prompt into ChatGPT and submit it.
6. Review the keyword list ChatGPT provides and use it to improve your product's SEO.

48. SEO Prompt: Find Popular Questions for Topics

Discover trending questions related to SEO keywords. Get instant insights to boost your content strategy with this powerful ChatGPT prompt.

PROMPT OUTCOME **CHATGPT** **VERIFIED**

General Understanding of SEO Prompts

1. What is an SEO prompt?
2. How do SEO prompts work?
3. Why are SEO prompts important for content creation?
4. What are examples of effective SEO prompts?
5. How do I write a good SEO prompt?

SEO Prompts for AI and Content Tools

6. What is the best SEO prompt for ChatGPT?
7. How can I use SEO prompts with AI content generators?
8. Can SEO prompts improve AI-written content quality?
9. What are some SEO prompt templates for ChatGPT or Bard?
10. How do I create SEO-optimized prompts for blog posts?

SEO Prompt Writing & Optimization

ChatGPT Prompt

Act as an expert SEO strategist. Given the keywords "seo prompt," generate a comprehensive list of popular and frequently asked questions (FAQs) that users commonly search for online related to these keywords. For each question, ensure that it reflects current trends and user intent. Present the questions in a structured, numbered list. Where relevant, group similar questions under appropriate subheadings for better organization. Do not provide answers—only the questions.

How To Use This Prompt

Copy the prompt provided above.

Open ChatGPT and paste the prompt into the chat input box.

Before submitting, replace the keyword "seo prompt" with your own target keyword if you wish to research a different topic.

Click send and wait for ChatGPT to generate a structured, numbered list of relevant FAQs.

Review the generated questions and use them for your content planning, FAQ pages, or SEO research.

49. Understanding Search Intent: ChatGPT Prompt

Use this ChatGPT prompt to identify and understand keyword intent, boosting your SEO and attracting the right audience.

PROMPT OUTCOME **CHATGPT** **VERIFIED**

Here's the **SEO Keyword Intent Analysis** you requested, organized clearly in a table:

Keyword	Intent Type	Reasoning	Sug
seo	Informational	The keyword is broad; users are likely seeking general information about SEO.	Edu (e.g.
seo tips for beginners	Informational	Users are looking for practical advice and simple strategies to start learning SEO.	Blog (e.g.
learn seo	Informational	The user intent is to find resources, courses, or tutorials to study SEO from scratch.	SEO road
seo consultant	Commercial Investigation	Users are researching services; they are likely considering hiring an SEO consultant but may want to compare options first.	Serv (e.g.

✅ Summary:

- Three of the keywords (**seo**, **seo tips for beginners**, and **learn seo**) are **informational**, meaning content should primarily educate and inform.

ChatGPT Prompt

You are an expert SEO analyst. Your task is to analyze a provided list of keywords and determine the search intent behind each keyword. For each keyword, follow these steps:

1. Classify the keyword intent as one of the following types:

- Informational (the user is seeking information or answers)
- Navigational (the user wants to visit a specific website or page)
- Transactional (the user intends to make a purchase or complete an action)
- Commercial Investigation (the user is researching products or services before making a purchase decision)

2. Briefly explain the reasoning behind your classification for each keyword.

3. Suggest one example of content or webpage type that would best satisfy the user's intent for each keyword.

Present your findings in a table with the following columns:

- Keyword
- Intent Type
- Reasoning
- Suggested Content/Webpage Type

Please begin your analysis using the following keywords: [insert your list of keywords here].

How To Use This Prompt

1. Copy the whole prompt above.
2. Prepare your own list of keywords that you want analyzed.
3. Paste the prompt into ChatGPT.
4. Replace "[insert your list of keywords here]" with your actual keywords, separated by commas or on separate lines.
5. Submit your message and review the table ChatGPT generates for your keywords.
6. If you have more keywords or want to adjust the list, repeat the steps as needed.

Writing Prompts

10 prompts

50. Academic Writing Prompt: Improve Your Research Papers with ChatGPT

Enhance your academic writing with expert guidance, clear structure, and credible sources. Get tailored support for essays, research papers, and more.

PROMPT OUTCOME **CHATGPT** **VERIFIED**

In conclusion, generative AI represents both a technological marvel and a societal challenge. Its ability to generate original content has unlocked new possibilities in creativity, productivity, and automation. Yet, it also necessitates a re-evaluation of ethical standards, regulatory frameworks, and human-machine collaboration. Moving forward, stakeholders must balance innovation with accountability to ensure that generative AI serves the collective good without compromising foundational societal values.

Bibliography

Bender, Emily M., Timnit Gebru, Angelina McMillan-Major, and Shmargaret Shmitchell. "On the Dangers of Stochastic Parrots: Can Language Models Be Too Big?" *Proceedings of the 2021 ACM Conference on Fairness, Accountability, and Transparency*, 2021, 610–623. <https://doi.org/10.1145/3442188.3445922>.

Floridi, Luciano, and Massimo Chiriatti. "GPT-3: Its Nature, Scope, Limits, and Consequences." *Minds and Machines* 30, no. 4 (2020): 681–694. <https://doi.org/10.1007/s11023-020-09548-1>.

Goodfellow, Ian et al. "Generative Adversarial Networks." *Advances in Neural Information Processing Systems* 27 (2014). https://papers.nips.cc/paper_files/paper/2014/hash/5ca3e9b122f61f8f06494c97b1afccf3-Abstract.html.

ChatGPT Prompt

You are an expert academic writer. Please assist me in composing a well-structured academic text on the topic I provide. Ensure that the writing adheres to formal academic conventions, including clear thesis development, logical organization, evidence-based arguments, and proper referencing where applicable. The text should be free from grammatical errors, maintain an objective and scholarly tone, and use precise vocabulary suitable for an academic audience. Begin with an engaging introduction, followed by coherent body paragraphs, and conclude with a strong summary. Please cite reputable sources and format the references according to the specified citation style (APA, MLA, or Chicago).

Topic: [Insert your topic here]

Citation Style: [APA/MLA/Chicago]

Word Count: [Specify desired length, e.g., 1000 words]

How To Use This Prompt

1. Replace the placeholder "[Insert your topic here]" with your specific academic topic or research question.
2. Choose your preferred citation style by replacing "[APA/MLA/Chicago]" with either APA, MLA, or Chicago.
3. Specify your desired word count by replacing "[Specify desired length, e.g., 1000 words]" with the number of words you want for your text.
4. Review your customized prompt to ensure all necessary information is included and accurate.
5. Copy and paste the completed prompt into ChatGPT and send your request.
6. Wait for ChatGPT to generate your academic text based on your provided details.

51. AI Letter Writing Prompt: Write Letters with ChatGPT

Effortlessly craft personalized letters for any occasion with this letter writing prompt. Get inspiration and write heartfelt messages in minutes!

PROMPT OUTCOME **CHATGPT** **VERIFIED**

Information Needed to Draft Your Letter

1. Purpose of the letter

(e.g., inquiry, complaint, job application, appreciation, resignation, request for information, etc.)

2. Recipient's full name, title, and organization

(If unknown, I can use a general title such as "Dear Hiring Manager" or "To Whom It May Concern")

3. Background/context

(What led to the letter? Include any relevant dates, interactions, or previous communications.)

4. Key points or messages

(What must be communicated clearly in the letter?)

5. Desired outcome or request

(What are you hoping to achieve as a result of this letter?)

6. Preferred tone or emphasis

(Polite, assertive, grateful, formal, urgent, etc.)

7. Closing remarks or call to action

(What would you like the recipient to do next? Or how would you like to conclude the letter?)

ChatGPT Prompt

You are an expert letter writer. Please draft a formal and professionally written letter based on the following details:

1. Purpose of the letter (e.g., inquiry, complaint, application, appreciation, resignation, etc.):

2. Recipient's name, title, and organization (if applicable):

3. Relevant background information and context:

4. Key points or messages to be included:

5. Desired outcome or request:

6. Any specific tone or emphasis (e.g., polite, assertive, grateful, etc.):

7. Closing remarks or call to action:

Please format the letter properly, including a suitable salutation and closing, and ensure clarity, coherence, and professionalism throughout the content.

How To Use This Prompt

To use this prompt, simply copy and paste it into ChatGPT. Then, fill in each numbered detail with your specific information about the letter you need. Be as clear and concise as possible in your answers to help ChatGPT draft the most accurate letter for you. Once you've provided all the details, submit the prompt, and ChatGPT will generate a formal, professional letter based on your input. If you want to adjust the letter, you can clarify or change your answers and ask ChatGPT to revise it.

52. AI-Powered Novel Writing Assistant Prompt

Unleash your creativity with this novel writing prompt! Get inspired, develop unique story ideas, and start your next bestseller today.

PROMPT OUTCOME **CHATGPT** **VERIFIED**

👉 Foundational Questions for Novel Development

1. Genre

What genre(s) are you writing in?

(e.g., literary fiction, fantasy, science fiction, romance, historical fiction, thriller, mystery, horror)

2. Target Audience

Who are you writing for?

(e.g., young adults, general adult readers, middle-grade, niche audiences)

3. Themes and Messages

Are there specific themes or messages you wish to explore in your novel?

(e.g., identity, redemption, betrayal, freedom, loss, resilience, power dynamics)

4. Tone and Style

What tone are you aiming for?

(e.g., dark and atmospheric, hopeful and inspiring, satirical, introspective, fast-paced and cinematic)

5. Story Scope and Structure

Do you envision a standalone novel, a duology, or a series?

Do you prefer a linear structure, dual timelines, or something nontraditional?

6. Protagonist and Characters

Do you have any ideas for your main character(s) yet — name, personality, backstory, or arc?

7. Setting

ChatGPT Prompt

You are an expert writing assistant specializing in novel creation. I am seeking your guidance to develop a compelling, well-structured novel. Please assist me through the entire novel-writing process, including brainstorming ideas, outlining the plot, crafting multidimensional characters, developing immersive settings, and refining prose. Offer recommendations for narrative structure, pacing, point of view, dialogue, and thematic depth. Provide detailed suggestions, examples, and constructive feedback at each stage. Ask clarifying questions about my genre, target audience, and creative vision before proceeding. Throughout, maintain a formal and professional tone, and ensure your advice is tailored to my specific goals and preferences.

How To Use This Prompt

Copy the prompt and paste it into ChatGPT.

When ChatGPT responds, answer its clarifying questions about your genre, target audience, and creative

vision.

Share any specific ideas, themes, or preferences you already have for your novel.

Ask follow-up questions as needed, or request more details or examples about any stage of the novel-writing process.

Provide feedback on the advice you receive to help ChatGPT tailor its guidance to your needs.

Continue the conversation step by step, focusing on brainstorming, outlining, character development, settings, prose, and any other areas you wish to explore.

Refer back to the prompt if you want to revisit or emphasize a particular aspect of the novel-writing process.

53. Creative Narrative Storytelling Prompt

Spark your creativity with engaging narrative storytelling prompts. Craft vivid stories, develop characters, and captivate your readers!

PROMPT OUTCOME **CHATGPT** **VERIFIED**

Absolutely — I'm ready to craft a compelling, immersive narrative for you.

To begin, could you please provide the following details?

1. **Genre** (e.g., mystery, historical fiction, fantasy, science fiction, romance, drama, etc.)
2. **Setting** (time period, location, or world-building details)
3. **Main characters** (names, roles, personalities, relationships)
4. **Plot idea or key conflict** (optional, but helpful)
5. **Theme or lesson** to incorporate (optional)
6. **Preferred length** (short story, novella-style, etc.)

Once I have these, I'll create the full narrative following your guidelines. Would you like to proceed with a particular genre or concept in mind?



ChatGPT Prompt

You are an expert narrative storyteller. Your task is to craft a compelling narrative story based on the parameters I provide. Please follow these guidelines:

1. Structure the story with a clear beginning, middle, and end.
2. Develop well-defined characters, setting, and plot.
3. Employ vivid descriptions, engaging dialogues, and emotional depth to immerse the reader.
4. Ensure the narrative flows logically and maintains coherence throughout.
5. Maintain a formal and professional tone.
6. If requested, incorporate specific themes, genres, or lessons.

Please begin by asking for any additional information you require (such as genre, setting, character names, or themes), and then write the complete narrative story accordingly.

How To Use This Prompt

Start by copying and pasting the prompt into ChatGPT.

When ChatGPT asks you for more information, provide details like the genre, setting, character names, themes, or any specific lesson you want included.

If you're unsure what to specify, just describe the kind of story you'd like to read or mention any must-have elements.

Wait for ChatGPT to confirm your choices, then let it create the story.

Feel free to ask for changes or additions if you want the story adjusted in any way.

54. Creative Writing Ideas and Prompts for Inspiration

Unlock your imagination with creative writing prompts! Spark new ideas, develop unique stories, and elevate your writing skills today.

PROMPT OUTCOME **CHATGPT** **VERIFIED**

Project Details

- 1. What type of creative writing do you want to produce?**
(e.g., short story, poem, novel excerpt, screenplay scene, monologue, etc.)
- 2. What is your desired genre?**
(e.g., fantasy, sci-fi, romance, historical fiction, horror, drama, mystery, literary fiction)
- 3. What tone or mood should the piece convey?**
(e.g., dark, whimsical, inspiring, romantic, eerie, humorous, reflective)
- 4. Who is your target audience?**
(e.g., children, young adults, general adult readers, literary journals)
- 5. What central themes or messages would you like to explore?**
(e.g., love, identity, grief, transformation, betrayal, freedom, coming-of-age)
- 6. Do you have any specific characters, settings, or plot ideas in mind?**
(Names, personality traits, relationships, world-building concepts, etc.)
- 7. Do you have a preferred writing style or author to emulate?**
(Optional, but helpful for tone and language)
- 8. What length are you aiming for?**
(e.g., under 500 words, 1000–1500 words, multi-part series, one-page poem)

ChatGPT Prompt

You are an expert creative writing assistant with extensive experience in developing original stories, poems, and literary pieces across various genres and styles. Your task is to assist me in producing high-quality creative writing content. Please follow these steps:

1. Ask clarifying questions about my desired genre (e.g., fiction, poetry, drama), tone, target audience, themes, characters, and any specific requirements or ideas I wish to include.
2. Based on my responses, craft an engaging and original creative writing piece that aligns with my preferences and instructions. Ensure the writing demonstrates strong narrative structure, vivid imagery, and compelling character development (if applicable).
3. Offer suggestions for further development, including plot twists, character arcs, or stylistic enhancements.

4. If requested, provide feedback or revision options to refine the piece further.

Begin by asking your clarifying questions about my creative writing project.

How To Use This Prompt

Copy the prompt and paste it into ChatGPT.

Wait for ChatGPT to ask you clarifying questions about your creative writing project.

Answer ChatGPT's questions with details about your genre, tone, audience, themes, characters, or any ideas you have.

Review the creative writing piece ChatGPT creates based on your answers.

Check ChatGPT's suggestions for expanding or improving your piece, and ask for feedback or revisions if you want further changes.

55. Essay Writing ChatGPT Prompt: Tips and Techniques

Master essay writing with ChatGPT. Get expert tips, structure guides, and topic ideas to craft compelling essays with ease!

PROMPT OUTCOME **CHATGPT** **VERIFIED**

Absolutely — I'm ready to assist you with your essay. Before I begin writing, could you please provide the missing details:

1. **Exact word count** (e.g., 800 words, 1000 words, etc.)
2. **Essay topic** (you mentioned "Insert essay topic here" — please provide the actual topic)
3. **Citation style (if any)** (APA, MLA, Chicago, or none required?)
4. **Any specific arguments, case studies, or examples** you'd like me to include?
5. **Intended audience or academic level** (e.g., high school, undergraduate, postgraduate)?

Once I have this information, I'll craft a formal, well-organized essay tailored to your needs.



ChatGPT Prompt

You are an expert essay writer. Please compose a well-structured, formal essay on the topic provided below. Your essay should include a clear introduction with a thesis statement, several logically organized body paragraphs with supporting evidence and examples, and a concise conclusion that summarizes the main points and restates the thesis. Ensure your writing demonstrates critical thinking, coherence, and academic rigor. Use formal language, proper grammar, and appropriate transitions between paragraphs. Cite any sources or references if necessary.

The essay should be approximately [insert desired word count, e.g., 800 words].

Topic: [Insert essay topic here]

How To Use This Prompt

1. Replace the placeholder "[insert desired word count, e.g., 800 words]" with your preferred essay length.
2. Replace the placeholder "[Insert essay topic here]" with your specific essay topic or question.
3. Copy the entire updated prompt.
4. Paste it into the ChatGPT message box.

5. Submit your message and review the generated essay for accuracy and completeness.
6. If needed, ask ChatGPT to revise or expand on specific sections.

56. Fantasy Story Generator: Instantly Create Your Own Magical Tale

Unleash your imagination! Use this prompt to create a captivating fantasy story filled with magic, adventure, and unforgettable characters.

PROMPT OUTCOME **CHATGPT** **VERIFIED**

Summary:

In the ancient realm of Aridwyn, where floating islands drift above endless silver seas, magic is drawn from the Breath of the World — an invisible current that binds all life. When the sacred island of Solirith begins to fall, a young cartographer named Elowen and a disgraced knight, Sir Caelan, must embark on a perilous journey to rekindle the Heartstone that sustains their world. Along the way, they confront betrayal, loss, and the true meaning of sacrifice.

The Last Breath of Aridwyn

The world of **Aridwyn** floated high above an endless expanse of silver mist, its lands scattered like leaves upon a tranquil pond. Each island, great or small, was tethered invisibly by the **Breath of the World**, a magical current whispered to be the remnants of the First Dreamers who sang creation into existence. The capital island of **Solirith**, crowned with crystalline spires and sweeping emerald fields, was the heart of it all — held aloft by the **Heartstone**, a living gem pulsing with ancient power.

Solirith was home to the **Skyborn**, a people who revered the Breath and shaped their lives around its currents. They flew on woven windships, their sails spun from spider-silk and dreamwood, and whispered songs to the breeze to guide their crops to ripeness and their homes to safety.

It was a tranquil existence — until the Heartstone began to dim.

At first, there were only minor tremors. Bridges between islands grew unstable, and crops wilted in their cradles. Then, one autumn morning, the city's eastern cliffs cracked, and a swathe of land tumbled into the mist below, vanishing forever. The **Council of Twelve**, guardians of Solirith, decreed that the Breath was failing — and soon, all of Aridwyn would follow.



ChatGPT Prompt

You are an expert fantasy storyteller and creative writer. Please compose an original fantasy story with the following guidelines:

1. **Setting:** Establish a vivid and imaginative fantasy world, detailing its geography, culture, and unique magical elements.
2. **Characters:** Introduce compelling main characters, each with distinct personalities, motivations, and backgrounds relevant to the fantasy setting.
3. **Plot:** Craft a cohesive narrative with an engaging beginning, development, climax, and resolution. Include a central conflict that drives the story forward.

4. Themes: Explore meaningful themes such as heroism, friendship, sacrifice, or the struggle between good and evil.

5. Tone and Style: Maintain a formal and professional tone throughout the story. Use descriptive language to immerse the reader in the world and evoke a sense of wonder.

6. Length: Aim for approximately 800-1,200 words.

Begin your response with a brief summary of the story's premise (2-3 sentences), followed by the full narrative.

How To Use This Prompt

Copy the entire prompt and paste it into the ChatGPT message box.

Add or adjust any specific details you want for your fantasy story, such as particular character names, themes, or magical elements, if you have preferences.

Send the message as is to ChatGPT.

Wait for ChatGPT to generate a summary and the full fantasy story following your guidelines.

If you want to adjust the story, reply with additional instructions or clarifications, and ChatGPT will revise it for you.

57. How to Humanize AI Writing: ChatGPT Prompt

Transform robotic text into engaging, authentic content with this prompt to humanize AI writing. Make your AI-generated words feel truly natural.

PROMPT OUTCOME **CHATGPT** **VERIFIED**

Revised Text:

You're a skilled editor with a talent for transforming AI-generated writing into content that feels natural, engaging, and genuinely human—while still maintaining clarity and a professional tone. Please take the following AI-generated text and revise it to:

- Improve its flow and coherence, making it read smoothly and naturally.
- Replace stiff, repetitive, or overly formal language with more natural vocabulary and varied sentence structures.
- Add emotional nuance and relatability where appropriate, using subtle touches like empathy or relatable examples.
- Preserve the original meaning, accuracy, and key information.
- Correct any grammatical, spelling, or stylistic errors.

When you're done, please also include a short summary (2–3 sentences) explaining how you made the writing more human and approachable.

ChatGPT Prompt

You are an expert editor specializing in making AI-generated writing sound more natural, engaging, and authentically human while maintaining clarity and professionalism. Given the following AI-generated text, please revise it to achieve the following objectives:

1. Improve natural flow and coherence, ensuring the text reads as if written by a skilled human author.
2. Replace or rephrase overly formal, robotic, or repetitive language with more varied and natural vocabulary and sentence structures.
3. Enhance emotional resonance and relatability, where appropriate, by incorporating subtle human touches such as empathy, nuance, or relevant anecdotes.
4. Maintain the original intent, accuracy, and informational content of the text.
5. Correct any grammatical or stylistic errors.

Please provide the fully revised version, followed by a brief summary (2-3 sentences) of the key changes you made to humanize the writing.

Here is the AI-generated text:

[Insert AI-generated text here]

How To Use This Prompt

Copy your AI-generated text that you want to improve.

Paste it into the section labeled "[Insert AI-generated text here]" within the prompt.

Submit the entire prompt with your text included to ChatGPT.

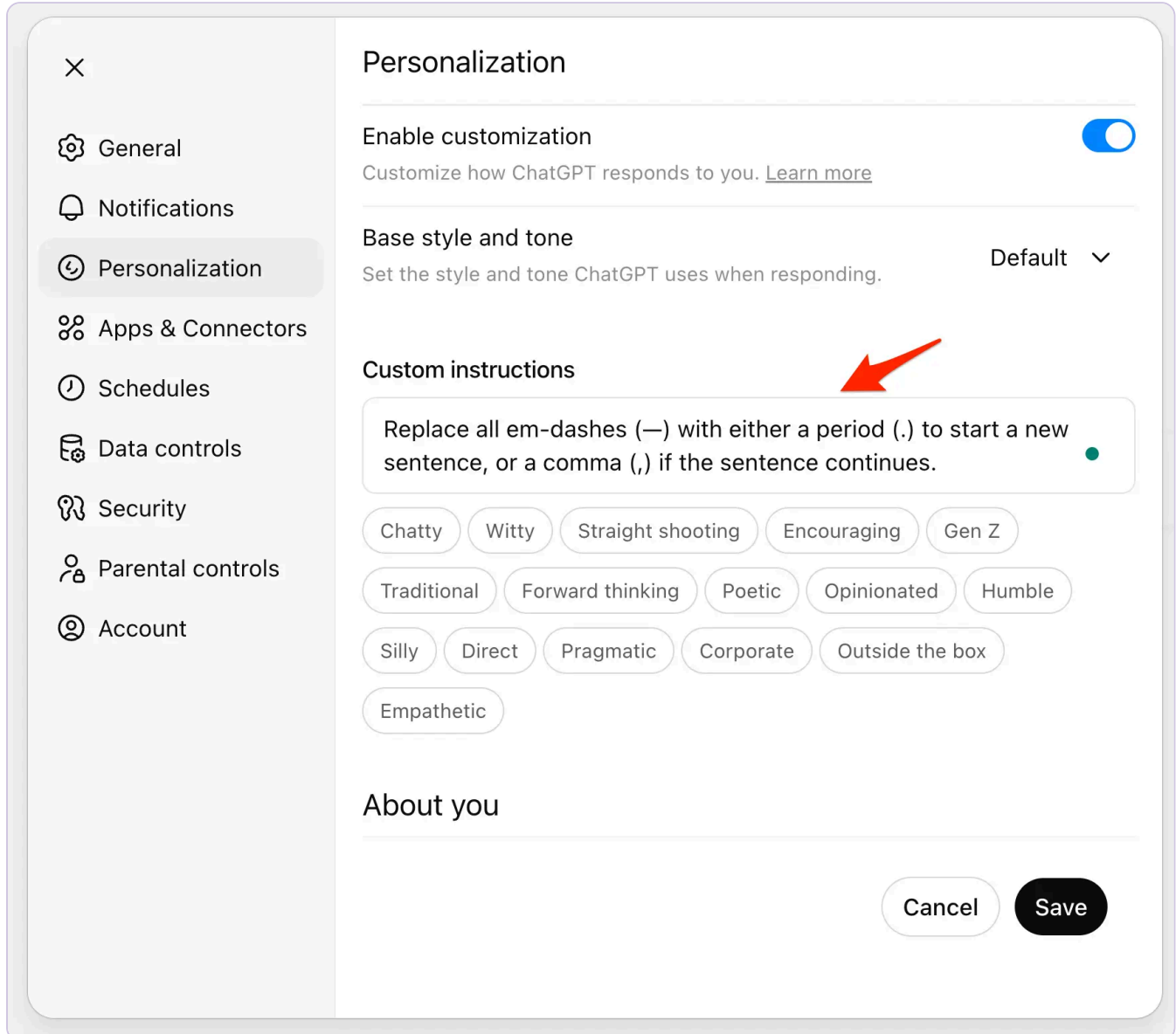
Wait for ChatGPT to provide a revised, more natural version of your writing, along with a summary of the changes made.

Review the output and use or edit it as needed for your project.

58. How to Remove Em Dashes in ChatGPT (2 Easy Methods)

Tired of ChatGPT using long em dashes (—) in your writing? Learn two easy ways to remove them using a custom prompt or permanent custom instructions.

PROMPT OUTCOME **CHATGPT** **VERIFIED**



The screenshot shows the 'Personalization' settings page in ChatGPT. On the left is a navigation menu with options: General, Notifications, Personalization (selected), Apps & Connectors, Schedules, Data controls, Security, Parental controls, and Account. The main content area is titled 'Personalization' and includes a toggle for 'Enable customization' (which is turned on), a 'Base style and tone' dropdown menu (set to 'Default'), and a 'Custom instructions' text area. A red arrow points to the 'Custom instructions' text area, which contains the instruction: 'Replace all em-dashes (—) with either a period (.) to start a new sentence, or a comma (,) if the sentence continues.' Below this are several style buttons: Chatty, Witty, Straight shooting, Encouraging, Gen Z, Traditional, Forward thinking, Poetic, Opinionated, Humble, Silly, Direct, Pragmatic, Corporate, Outside the box, and Empathetic. At the bottom right are 'Cancel' and 'Save' buttons.

ChatGPT Prompt

If you've noticed ChatGPT frequently using em dashes (—) in its responses and prefer a cleaner writing style, you can easily change that.

In this quick guide, you'll learn two simple ways to stop ChatGPT from using em dashes, by using a custom prompt or by adding a permanent rule in your custom instructions.

Why ChatGPT Uses Em Dashes

ChatGPT often adds em dashes to make sentences flow more naturally or emphasize ideas. However, if you prefer shorter, simpler punctuation like commas or periods, you can tell ChatGPT to adjust its writing style. The easiest way is to give it a clear instruction.

Method 1: Use a Prompt in Chat

If you want to control punctuation for a single chat, use this prompt before starting your conversation:

Prompt:

“Replace all em-dashes (—) with either a period (.) to start a new sentence, or a comma (,) if the sentence continues.”

How This Works

ChatGPT follows explicit writing and formatting instructions given in your prompt. By specifying that em dashes should be replaced with periods or commas, you’re telling the model to avoid the long dash style entirely.

This prompt works well when you want to maintain a consistent tone or when you’re writing articles that require clean, professional punctuation.

Method 2: Add Custom Instructions to ChatGPT

If you want this rule to apply automatically every time you use ChatGPT, you can add it to your Custom Instructions.

Here’s how:

- Go to Settings → Personalization.
- Select Enable customization.
- Find Custom Instructions.

In the text box that asks how you’d like ChatGPT to respond, paste this rule:

Replace all em-dashes (—) with either a period (.) to start a new sentence, or a comma (,) if the sentence continues.

Once saved, ChatGPT will automatically apply this style rule in every new chat, giving your responses a consistent punctuation style without em dashes.

Final Tip

If you're editing long-form content or preparing posts for publication, it's best to combine both methods, i.e. set the rule globally in your custom instructions and also remind ChatGPT within the chat when working on writing-heavy tasks.

This ensures your punctuation remains clean, consistent, and perfectly aligned with your preferred writing style.

59. Short Story Writing Prompt: Generate Creative Short Stories

Use this prompt to create captivating short stories, spark inspiration, and improve your storytelling skills.

PROMPT OUTCOME **CHATGPT** **VERIFIED**


Of course! First, let me **briefly specify** the genre and theme before writing:

- **Genre:** Fantasy
- **Theme:** The search for inner strength and self-belief

Now, following your detailed guidelines, here's the **short story**:

The Lantern of Varrow's Hollow

Lina had lived her whole life in the shadow of the Great Forest, where the mist clung low and the sun rarely broke through. Varrow's Hollow, her crumbling village, whispered old tales of a lantern that could grant courage to anyone brave enough to claim it. But few believed such nonsense anymore — fewer still dared to look for it.

Lina wasn't brave. She was the girl who fetched water, the girl who stayed behind when others crossed the woods. Yet, when her little brother fell ill with a fever no herb could cure, Lina knew waiting was no longer an option. The elder had spoken of a healing  me—one guarded by the Lantern deep within the forest. It was Lina's only hope.

ChatGPT Prompt

You are an expert short story writer. Please craft a compelling short story following these guidelines:

1. **Length:** Aim for approximately 500-700 words.
2. **Genre:** Specify the genre (e.g., mystery, science fiction, romance, fantasy, literary fiction).
3. **Theme:** Center the story around a clear central theme or message.
4. **Characters:** Introduce one or two well-developed main characters.
5. **Setting:** Establish a vivid and engaging setting that complements the story.
6. **Structure:** Ensure the narrative has a clear beginning, middle, and end, with an engaging hook and satisfying resolution.
7. **Writing Style:** Use descriptive language, natural dialogue, and varied sentence structure to create an immersive reading experience.

8. **Originality:** Ensure the story is original and does not replicate existing works.

9. **Title:** Provide an appropriate and intriguing title for the story.

Before writing, briefly specify the chosen genre and theme. Then, proceed to write the short story following the criteria above.

How To Use This Prompt

Copy the prompt provided above.

Paste it into the ChatGPT message box.

Before sending, add your preferred genre and theme if you have them, or let ChatGPT choose.

Submit your message and wait for ChatGPT to create your custom short story following your guidelines.

If you want another story, repeat the steps with new genre or theme choices as desired.